

**FUND OBJECTIVE**

The Maybank Malaysia Income Fund ("MMIF" or "the Fund") is an bond fund that aims to maximise returns over the Medium Term, and while at the same time offering stability of capital and regular consistent income.

Any material change to the investment objective of the Fund would require Unit Holders' approval.



**FUND INFORMATION**

**Fund Category**

Bond

**Fund Type**

Income

**Launch Date**

19-Jun-96

**Benchmark**

Maybank 12-month fixed deposit rate

**NAV Per Unit**

RM 1.1049

**Fund Size**

RM 67.30 million

**Distribution Policy**

Income distribution (if any) is declared at the end of the financial year of the Fund or for any specified period at the Manager's discretion, subject to Trustee's approval. Distribution will be made from realised income and realised gains of the Fund.

**Initial Offer Price (IOP)**

RM 1.0000

**Sales Charge**

Up to 2.00% of the NAV per Unit of the Fund

**Redemption Charge**

Nil

**Annual Management Fee**

1.00% - 1.50% of the NAV, calculated and accrued on a daily basis

**Annual Trustee Fee**

0.035%, up to a maximum NAV of RM100 million and thereafter at a rate of 0.01% per annum.

**Min. Initial Investment**

RM1,000

**Min. Additional Investment**

RM100

**Cut-off time for injection / Withdrawal**

4.00 p.m. on a Business Day as stated in Prospectus / Information Memorandum. Do note that times may differ from respective distributors.

**Period of payment after withdrawal**

Within 10 calendar days

**Financial Year End**

30-Jun

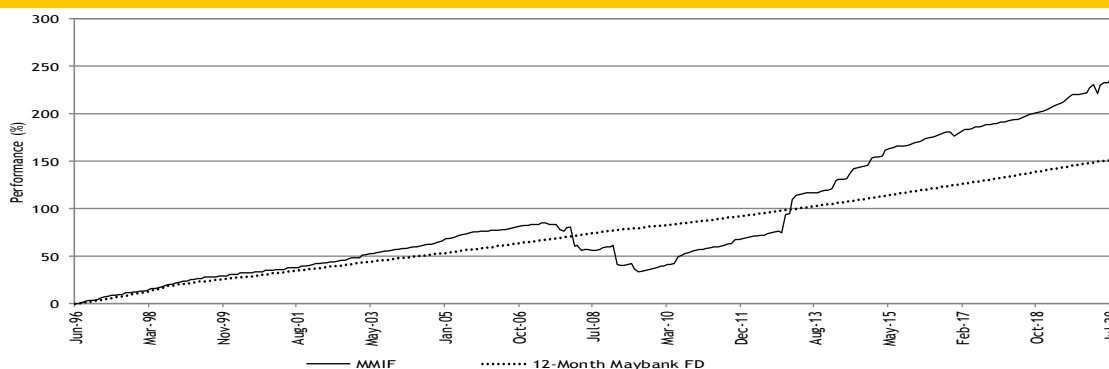
**Portfolio Yield**

3.35%

**Portfolio Duration**

5.05 years

**Performance Record as at 31-Jul-20**



\*\* Performance record from 19 Jun 96 - 31 Jul 20, income reinvested, calculated in MYR  
\* Inclusive of distribution since inception (if any)  
Source: Novagni Analytics and Advisory Sdn. Bhd.

**Performance (%) Return as at 31-Jul-20**

Total Return	YTD	1 Mth	3 Mth	6 Mth	1 Yr	3 Yr	5 Yr	SI
Fund	5.07	1.76	2.51	3.55	6.93	17.90	27.33	238.93
Benchmark	1.40	0.16	0.50	1.16	2.71	9.52	16.63	151.58

	Annualised Return			Calendar Year Return				
	3 Yr	5 Yr	SI	2019	2018	2017	2016	2015
Fund	5.64	4.95	5.19	6.31	4.13	4.41	3.39	6.20
Benchmark	3.08	3.12	3.90	3.18	3.35	3.10	3.20	3.30


Source: Novagni Analytics and Advisory Sdn. Bhd.

**Income Distribution History**

Date	Gross (sen)	Yield (%)	Total yield (%)
30/06/2020	3.00	2.76	2.76
02/07/2019	3.00	2.85	2.85
02/07/2018	3.00	2.94	2.94
30/06/2017	3.73	3.67	3.67
30/06/2016	3.52	3.46	3.46


Source: Maybank Asset Management Sdn. Bhd.

**Asset Allocation as at 31-Jul-20**



Source: Maybank Asset Management Sdn. Bhd.

**Sector Allocation as at 31-Jul-20**



Source: Maybank Asset Management Sdn. Bhd.

**Top 10 Holdings as at 31-Jul-20**

YTL POWER MTN 3651D 24.3.2023	7.73%
SDBB MTN 1826D 27.04.2023 - TRANCHE NO 17	6.78%
TENAGA IMTN 03.08.2037 5.18%	5.42%
MMC CORP IMTN 5.700% 24.03.2028	5.23%
KESTURI IMTN 4.75% 02.12.2024-IMTN 6	4.08%
TG EXCELLENCE SUKUK WAKALAH (TRANCHE 1) 3.95%	4.00%
CYPARK REF IMTN 5.32% 30.06.2031	3.85%
TNB NORTHERN ENERGY BHD PX130043	3.38%
EDRA ENERGY IMTN 6.510% 05.07.2035 - Tranche No 28	3.19%
ARZB CAPITAL IMTN 5% 24.12.2026	2.78%

Source: Maybank Asset Management Sdn. Bhd.

**Credit Ratings as at 31-Jul-20**

AAA	21.21%
AA	57.62%
A	11.92%
	<u>90.75%</u>

Source: Maybank Asset Management Sdn. Bhd.



The yield of the distributions are calculated based on the total dividend payout/ex-distribution NAV.

Based on the fund's portfolio returns as at 31 July 2020, the Volatility Factor (VF) for this fund is 2.63 and is classified as "Very Low". (Source: Lipper). "Very Low" includes funds with VF that are 0.000 and less than or equal to 3.315 (source: Lipper). The VF means there is a possibility for the fund in generating an upside return or downside return around this VF. The Volatility Class (VC) is assigned by Lipper based on quintile ranks of VF for qualified funds. VF is subject to monthly revision and VC will be revised every six months. The fund's portfolio may have changed since this date and there is no guarantee that the fund will continue to have the same VF or VC in the future. Presently, only funds launched in the market for at least 36 months will display the VF and its VC.

This is a replacement Master Prospectus in respect of the funds that replaces and supercedes the Master Prospectus dated 1 November 2018 as amended by the First Supplementary Master Prospectus dated 1 March 2019 and the Second Supplementary Master Prospectus dated 15 August 2019 in respect of the funds.

Investors are advised to read and understand the contents of this Master Prospectus (Conventional Funds) and Product Highlight Sheet before investing. If in doubt, please consult a professional advisor. The Master Prospectus has been registered and lodged with the Securities Commission Malaysia. Among others, investor should consider the fees and charges involved. The price of units and distributions payable, if any, may go down as well as up. Past performances of the fund should not be taken as indicative of its future performance. Where a distribution is declared, investors are advised that following the distribution, the NAV per unit will be reduced from cum-distribution NAV to ex-distribution NAV. Investments in the fund is exposed to equity specific risk, credit and default risk, interest rate risk, currency risk and country risk. Units will only be issued on receipt of an application form referred to and accompanying the Master Prospectus which can be obtained at Maybank branches and any distribution channels as mentioned in the Master Prospectus.

SC's approval or authorisation, or the registration, lodgement or submission of the Prospectus/ Information Memorandum does not amount to nor indicate that the SC has recommended or endorsed the Fund or the Fund Fact Sheet.