

FUND OBJECTIVE

The Maybank Global Mixed Assets-I Fund - Class A MYR ("MGMAIAMYR" or "the Fund") is a mixed assets fund that seeks to achieve a target net return of 6% per annum in USD terms over Medium to Long Term.

Any material changes to the investment objective of the Fund would require Unit Holders' approval.

FUND INFORMATION

Fund Category

Mixed Assets

Fund Type

Growth

Launch Date

17-Jun-19

Benchmark

Absolute return of 6% per annum (in USD term)

NAV Per Unit

RM 1.1463

Class Size

RM 48.12 million

Total Fund Size (all classes)

RM 245.30 million

Distribution Policy

Subject to availability of income, the Fund endeavours to distribute income on an annual basis. Distribution will be made from realised income and / or gain.

Initial Offer Price (IOP)

RM1.0000

Sales Charge

Up to 5.00% of the NAV per Unit of each Class

Redemption Charge

Nil

Annual Management Fee

Up to 1.80% per annum of the NAV of each Class

Annual Trustee Fee

Up to 0.045% per annum of the Nav of the Fund, subject to a minimum fee of RM6,00 per annum (excluding foreign custodian fees and charge) accrued daily and paid monthly to the Trustee.

Min. Initial Investment

MYR1,000 or such other amount as determined by the Manager from time to time.

Min. Additional Investment

MYR100 or such other amount as determined by the Manager from time to time.

Cut-off time for injection / Withdrawal

4.00 p.m. on a Business Day as stated in Prospectus / Information Memorandum. Do note that times may differ from respective distributors.

Period of payment after withdrawal

Within 10 calendar days

Financial Year End

31-Oct

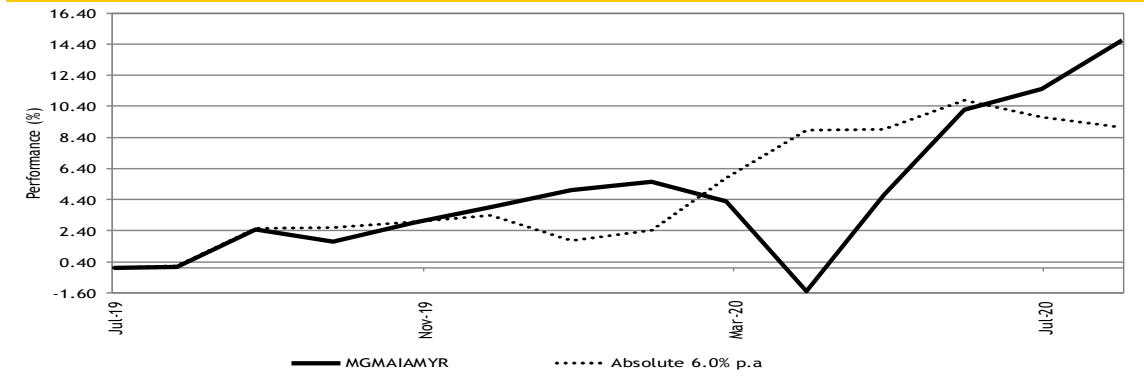
Portfolio Yield

2.53%

Portfolio Duration

5.46 years

Performance Record as at 31-Jul-20



** Performance record from 7 July 19 - 31 Jul 20, income reinvested, calculated in MYR
** Inclusive of distribution since inception (if any)
Source: Novagni Analytics and Advisory Sdn. Bhd.


Performance (%) Return as at 31-Jul-20

Total Return	YTD	1 Mth	3 Mth	6 Mth	1 Yr	3 Yr	5 Yr	SI
Fund	9.18	2.77	9.45	8.58	14.57	-	-	14.63
Benchmark	7.20	-0.56	0.16	6.52	8.90	-	-	9.08

	Annualised Return			Calendar Year Return				
	3 Yr	5 Yr	SI	2019*	2018	2017	2016	2015
Fund	-	-	13.63	4.99	-	-	-	-
Benchmark	-	-	8.47	1.75	-	-	-	-

*since commencement till 31 Dec 2019
Source: Novagni Analytics and Advisory Sdn. Bhd.

Asset Allocation as at 31-Jul-20



Equities	55.75%
Sukuk	31.46%
Gold	2.18%
Cash	10.61%
Total	100.00%

Source: Maybank Asset Management Sdn. Bhd.

Sector Allocation as at 31-Jul-20

Fixed Income		Equities	
Banks	7.66%	Internet	8.01%
Sovereign	6.89%	Semiconductors	6.76%
Real Estate	5.79%	Software	5.14%
Electric	5.30%	Pharmaceuticals	4.10%
Commercial Services	2.12%	Healthcare-Products	3.37%
Chemicals	1.82%	Computers	2.88%
Telecommunications	1.16%	Diversified Finan Serv	2.51%
Multi-National	0.72%	Electrical Compo&Equip	2.16%
Total	31.46%	Mining	1.95%
		Food	1.78%
		Others	17.09%
		Total	55.75%

Source: Maybank Asset Management Sdn. Bhd.

Country Allocation as at 31-Jul-20

Fixed Income		Equities	
UAE	10.63%	United States	36.14%
Indonesia	5.29%	China	3.48%
Saudi Arabia	5.13%	Switzerland	3.38%
Malaysia	3.90%	Australia	2.50%
Kuwait	3.22%	France	2.16%
Qatar	2.56%	Japan	1.83%
Supranational	0.73%	Taiwan	1.68%
Total	31.46%	Netherlands	1.39%
		Hong Kong	0.87%
		Denmark	0.63%
		Britain	0.62%
		Ireland	0.57%
		Germany	0.50%
		Total	55.75%

Source: Maybank Asset Management Sdn. Bhd.

Top 5 Holdings as at 31-Jul-20

Fixed Income		Equities	
PERUSAHAAN PENERBIT SBSN 4.45% 20.02.2029 MTN	3.40%	MICROSOFT CORP	2.45%
QIB SUKUK LTD 3.982% 26.03.2024	2.56%	ALPHABET INC	2.40%
ALDAR INVESTMENT PROPERTIES LLC - 3.875% 22.10.2029	2.16%	APPLE INC	2.31%
DIB SUKUK LTD 2.95% 16/1/2026	2.14%	ETF5 PHYSICAL GOLD	2.18%
EMAAR SUKUK LTD 3.875% 17.09.2029	1.86%	BHP GROUP PLC	1.95%

Source: Maybank Asset Management Sdn. Bhd.

Credit Ratings as at 31-Jul-20

AA	2.29%
A	21.36%
BBB	7.81%
Total	31.46%

Source: Maybank Asset Management Sdn. Bhd.

The yield of the distributions are calculated based on the total dividend payout/ex-distribution NAV.

The term "Maybank AM" used herein refers to Maybank Asset Management. This Fund Fact Sheet ("FFS") is for informational purpose only. You should seek your own financial advice from a licensed adviser before investing in this Fund. Maybank AM does not make any representations or warranties of any kind express or implied, about the completeness, accuracy, reliability, suitability or availability with respect to the information contained herein.

Investors are advised to read and understand the contents of the Prospectus dated 17 June 2019, the First Supplementary Prospectus dated 15 June 2020 and the Fund's Product Highlights Sheets ("PHS") before investing. The Prospectus and PHS are available at our nearest representative offices and investors have the right to request for a copy of the Prospectus and PHS. The Prospectus has been registered with the Securities Commission Malaysia who takes no responsibility for its contents.

You should be aware that investments in unit trust funds carry risks. An outline of the risks are contained in the Prospectus. Unit prices and income distribution, if any, may rise or fall. Past performance of a fund is not indicative of future performance. Please consider the fees and charges involved before investing. Units will be issued upon receipt of completed application form accompanying the Prospectus and subject to terms and conditions therein.

In no event shall Maybank AM be liable for any loss or damages howsoever arising whether in contract, tort, negligence, strict liability or any other basis, including without limitation, direct or indirect, special, incidental, consequential or punitive damages arising i) from incompleteness, inaccuracy, unreliability, unsuitability or unavailability with respect to this FFS and/or reliance thereon; or ii) from reproduction or use of the information/copyright/trademark contained in the FFS.

SC's approval or authorisation, or the registration, lodgement or submission of the Prospectus/ Information Memorandum does not amount to nor indicate that the SC has recommended or endorsed the Fund or the Fund Fact Sheet.

FUND OBJECTIVE

The Maybank Global Mixed Assets-I Fund - Class B MYR (Hedged) ("MGMAIBMYRH" or "the Fund") is a mixed assets fund that seeks to achieve a target net return of 6% per annum in USD terms over Medium to Long Term.

Any material changes to the investment objective of the Fund would require Unit Holders' approval.

FUND INFORMATION

Fund Category

Mixed Assets

Fund Type

Growth

Launch Date

17-Jun-19

Benchmark

Absolute return of 6% per annum (in USD term)

NAV Per Unit

RM 1.1175

Class Size

RM 160.61 million

Total Fund Size (all classes)

RM 245.30 million

Distribution Policy

Subject to availability of income, the Fund endeavours to distribute income on an annual basis.

Distribution will be made from realised income and / or gain.

Initial Offer Price (IOP)

RM1.0000

Sales Charge

Up to 5.00% of the NAV per Unit of each Class

Redemption Charge

Nil

Annual Management Fee

Up to 1.80% per annum of the NAV of each Class

Annual Trustee Fee

Up to 0.045% per annum of the Nav of the Fund, subject to a minimum fee of RM6,00 per annum (excluding foreign custodian fees and charge) accrued daily and paid monthly to the Trustee.

Min. Initial Investment

MYR1,000 or such other amount as determined by the Manager from time to time.

Min. Additional Investment

MYR100 or such other amount as determined by the Manager from time to time.

Cut-off time for injection / Withdrawal

4.00 p.m. on a Business Day as stated in Prospectus / Information Memorandum. Do note that times may differ from respective distributors.

Period of payment after withdrawal

Within 10 calendar days

Financial Year End

31-Oct

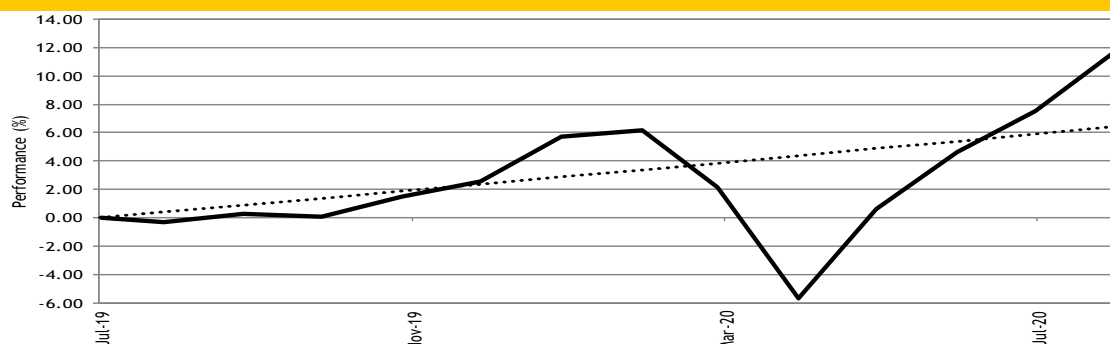
Portfolio Yield

2.53%

Portfolio Duration

5.46 years

Performance Record as at 31-Jul-20



** Performance record from 7 July 19 - 31 Jul 20, income reinvested, calculated in MYR
** Inclusive of distribution since inception (if any)
Source: Novagni Analytics and Advisory Sdn. Bhd.

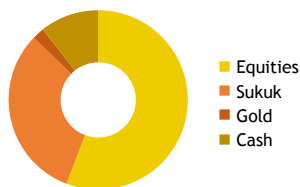
Performance (%) Return as at 31-Jul-20

Total Return	YTD	1 Mth	3 Mth	6 Mth	1 Yr	3 Yr	5 Yr	SI
Fund	5.72	3.96	11.11	5.30	12.13	-	-	11.75
Benchmark	3.45	0.49	1.48	2.94	6.01	-	-	6.41

	Annualised Return			Calendar Year Return				
	3 Yr	5 Yr	SI	2019*	2018	2017	2016	2015
Fund	-	-	10.96	5.70	-	-	-	-
Benchmark	-	-	5.99	1.75	-	-	-	-

*since commencement till 31 Dec 2019
Source: Novagni Analytics and Advisory Sdn. Bhd.

Asset Allocation as at 31-Jul-20



Source: Maybank Asset Management Sdn. Bhd.

Sector Allocation as at 31-Jul-20

Fixed Income		Equities	
Banks	7.66%	Internet	8.01%
Sovereign	6.89%	Semiconductors	6.76%
Real Estate	5.79%	Software	5.14%
Electric	5.30%	Pharmaceuticals	4.10%
Commercial Services	2.12%	Healthcare-Products	3.37%
Chemicals	1.82%	Computers	2.88%
Telecommunications	1.16%	Diversified Finan Serv	2.51%
Multi-National	0.72%	Electrical Compo&Equip	2.16%
	<u>31.46%</u>	Mining	1.95%
		Food	1.78%
		Others	17.09%
			<u>55.75%</u>

Source: Maybank Asset Management Sdn. Bhd.

Country Allocation as at 31-Jul-20

Fixed Income		Equities	
UAE	10.63%	United States	36.14%
Indonesia	5.29%	China	3.48%
Saudi Arabia	5.13%	Switzerland	3.38%
Malaysia	3.90%	Australia	2.50%
Kuwait	3.22%	France	2.16%
Qatar	2.56%	Japan	1.83%
Supranational	0.73%	Taiwan	1.68%
	<u>31.46%</u>	Netherlands	1.39%
		Hong Kong	0.87%
		Denmark	0.63%
		Britain	0.62%
		Ireland	0.57%
		Germany	0.50%
			<u>55.75%</u>

Source: Maybank Asset Management Sdn. Bhd.

Top 5 Holdings as at 31-Jul-20

Fixed Income		Equities	
PERUSAHAAN PENERBIT SBSN 4.45% 20.02.2029 MTN	3.40%	MICROSOFT CORP	2.45%
QIB SUKUK LTD 3.982% 26.03.2024	2.56%	ALPHABET INC	2.40%
ALDAR INVESTMENT PROPERTIES LLC - 3.875% 22.10.2029	2.16%	APPLE INC	2.31%
DIB SUKUK LTD 2.95% 16/1/2026	2.14%	ETF5 PHYSICAL GOLD	2.18%
EMAAR SUKUK LTD 3.875% 17.09.2029	1.86%	BHP GROUP PLC	1.95%

Source: Maybank Asset Management Sdn. Bhd.

Credit Ratings as at 31-Jul-20

AA	2.29%
A	21.36%
BBB	7.81%
	<u>31.46%</u>

Source: Maybank Asset Management Sdn. Bhd.

The yield of the distributions are calculated based on the total dividend payout/ex-distribution NAV.

The term "Maybank AM" used herein refers to Maybank Asset Management. This Fund Fact Sheet ("FFS") is for informational purpose only. You should seek your own financial advice from a licensed adviser before investing in this Fund. Maybank AM does not make any representations or warranties of any kind express or implied, about the completeness, accuracy, reliability, suitability or availability with respect to the information contained herein.

Investors are advised to read and understand the contents of the Prospectus dated 17 June 2019, the First Supplementary Prospectus dated 15 June 2020 and the Fund's Product Highlights Sheets ("PHS") before investing. The Prospectus and PHS are available at our nearest representative offices and investors have the right to request for a copy of the Prospectus and PHS. The Prospectus has been registered with the Securities Commission Malaysia who takes no responsibility for its contents.

You should be aware that investments in unit trust funds carry risks. An outline of the risks are contained in the Prospectus. Unit prices and income distribution, if any, may rise or fall. Past performance of a fund is not indicative of future performance. Please consider the fees and charges involved before investing. Units will be issued upon receipt of completed application form accompanying the Prospectus and subject to terms and conditions therein.

In no event shall Maybank AM be liable for any loss or damages howsoever arising whether in contract, tort, negligence, strict liability or any other basis, including without limitation, direct or indirect, special, incidental, consequential or punitive damages arising i) from incompleteness, inaccuracy, unreliability, unsuitability or unavailability with respect to this FFS and/or reliance thereon; or ii) from reproduction or use of the information/copyright/trademark contained in the FFS.

SC's approval or authorisation, or the registration, lodgement or submission of the Prospectus/ Information Memorandum does not amount to nor indicate that the SC has recommended or endorsed the Fund or the Fund Fact Sheet.

FUND OBJECTIVE

The Maybank Global Mixed Assets-I Fund - Class C USD ("MGMAICUSD" or "the Fund") is a mixed assets fund that seeks to achieve a target net return of 6% per annum in USD terms over Medium to Long Term.

Any material changes to the investment objective of the Fund would require Unit Holders' approval.

FUND INFORMATION

Fund Category

Mixed Assets

Fund Type

Growth

Launch Date

17-Jun-19

Benchmark

Absolute return of 6% per annum (in USD term)

NAV Per Unit

USD 1.1191

Class Size

USD 3.25 million

Total Fund Size (all classes)

RM 245.30 million

Distribution Policy

Subject to availability of income, the Fund endeavours to distribute income on an annual basis.

Distribution will be made from realised income and / or gain.

Initial Offer Price (IOP)

USD 1.0000

Sales Charge

Up to 5.00% of the NAV per Unit of each Class

Redemption Charge

Nil

Annual Management Fee

Up to 1.80% per annum of the NAV of each Class

Annual Trustee Fee

Up to 0.045% per annum of the Nav of the Fund, subject to a minimum fee of RM6,00 per annum (excluding foreign custodian fees and charge) accrued daily and paid monthly to the Trustee.

Min. Initial Investment

USD1,000 or such other amount as determined by the Manager from time to time.

Min. Additional Investment

USD100 or such other amount as determined by the Manager from time to time.

Cut-off time for injection / Withdrawal

4.00 p.m. on a Business Day as stated in Prospectus / Information Memorandum. Do note that times may differ from respective distributors.

Period of payment after withdrawal

Within 10 calendar days

Financial Year End

31-Oct

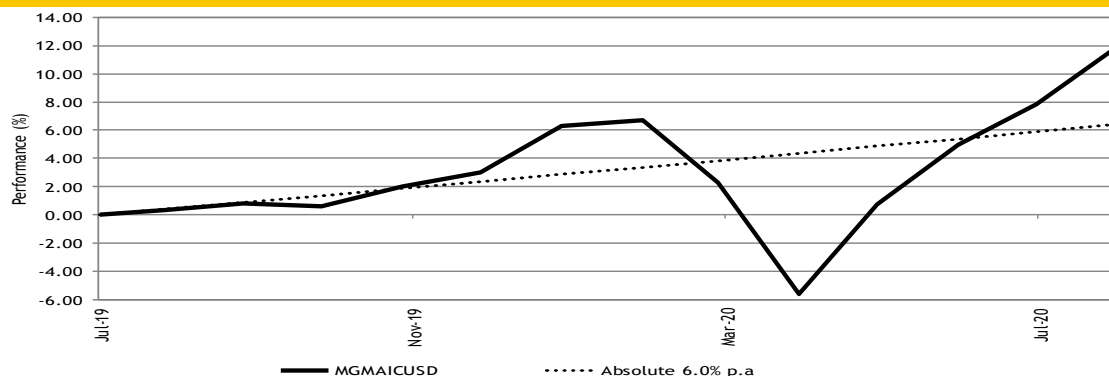
Portfolio Yield

2.53%

Portfolio Duration

5.46 years

Performance Record as at 31-Jul-20



** Performance record from 7 July 19 - 31 Jul 20, income reinvested, calculated in USD
** Inclusive of distribution since inception (if any)
Source: Novagmi Analytics and Advisory Sdn. Bhd.

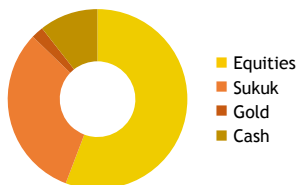
Performance (%) Return as at 31-Jul-20

Total Return	YTD	1 Mth	3 Mth	6 Mth	1 Yr	3 Yr	5 Yr	SI
Fund	5.28	3.80	11.07	4.91	11.52	-	-	11.91
Benchmark	3.45	0.49	1.48	2.94	6.01	-	-	6.41

	Annualised Return			Calendar Year Return				
	3 Yr	5 Yr	SI	2019*	2018	2017	2016	2015
Fund	-	-	11.11	6.30	-	-	-	-
Benchmark	-	-	5.99	1.75	-	-	-	-

*since commencement till 31 Dec 2019
Source: Novagmi Analytics and Advisory Sdn. Bhd.

Asset Allocation as at 31-Jul-20



Source: Maybank Asset Management Sdn. Bhd.

Sector Allocation as at 31-Jul-20

Fixed Income		Equities	
Banks	7.66%	Internet	8.01%
Sovereign	6.89%	Semiconductors	6.76%
Real Estate	5.79%	Software	5.14%
Electric	5.30%	Pharmaceuticals	4.10%
Commercial Services	2.12%	Healthcare-Products	3.37%
Chemicals	1.82%	Computers	2.88%
Telecommunications	1.16%	Diversified Finan Serv	2.51%
Multi-National	0.72%	Electrical Compo&Equip	2.16%
	<u>31.46%</u>	Mining	1.95%
		Food	1.78%
		Others	17.09%
			<u>55.75%</u>

Source: Maybank Asset Management Sdn. Bhd.

Country Allocation as at 31-Jul-20

Fixed Income		Equities	
UAE	10.63%	United States	36.14%
Indonesia	5.29%	China	3.48%
Saudi Arabia	5.13%	Switzerland	3.38%
Malaysia	3.90%	Australia	2.50%
Kuwait	3.22%	France	2.16%
Qatar	2.56%	Japan	1.83%
Supranational	0.73%	Taiwan	1.68%
	<u>31.46%</u>	Netherlands	1.39%
		Hong Kong	0.87%
		Denmark	0.63%
		Britain	0.62%
		Ireland	0.57%
		Germany	0.50%
			<u>55.75%</u>

Source: Maybank Asset Management Sdn. Bhd.

Top 5 Holdings as at 31-Jul-20

Fixed Income		Equities	
PERUSAHAAN PENERBIT SBSN 4.45% 20.02.2029 MTN	3.40%	MICROSOFT CORP	2.45%
QIB SUKUK LTD 3.982% 26.03.2024	2.56%	ALPHABET INC	2.40%
ALDAR INVESTMENT PROPERTIES LLC - 3.875% 22.10.2029	2.16%	APPLE INC	2.31%
DIB SUKUK LTD 2.95% 16/1/2026	2.14%	ETF5 PHYSICAL GOLD	2.18%
EMAAR SUKUK LTD 3.875% 17.09.2029	1.86%	BHP GROUP PLC	1.95%

Source: Maybank Asset Management Sdn. Bhd.

Credit Ratings as at 31-Jul-20

AA	2.29%
A	21.36%
BBB	7.81%
	<u>31.46%</u>

Source: Maybank Asset Management Sdn. Bhd.

The yield of the distributions are calculated based on the total dividend payout/ex-distribution NAV.

The term "Maybank AM" used herein refers to Maybank Asset Management. This Fund Fact Sheet ("FFS") is for informational purpose only. You should seek your own financial advice from a licensed adviser before investing in this Fund. Maybank AM does not make any representations or warranties of any kind express or implied, about the completeness, accuracy, reliability, suitability or availability with respect to the information contained herein.

Investors are advised to read and understand the contents of the Prospectus dated 17 June 2019, the First Supplementary Prospectus dated 15 June 2020 and the Fund's Product Highlights Sheets ("PHS") before investing. The Prospectus and PHS are available at our nearest representative offices and investors have the right to request for a copy of the Prospectus and PHS. The Prospectus has been registered with the Securities Commission Malaysia who takes no responsibility for its contents.

You should be aware that investments in unit trust funds carry risks. An outline of the risks are contained in the Prospectus. Unit prices and income distribution, if any, may rise or fall. Past performance of a fund is not indicative of future performance. Please consider the fees and charges involved before investing. Units will be issued upon receipt of completed application form accompanying the Prospectus and subject to terms and conditions therein.

In no event shall Maybank AM be liable for any loss or damages howsoever arising whether in contract, tort, negligence, strict liability or any other basis, including without limitation, direct or indirect, special, incidental, consequential or punitive damages arising i) from incompleteness, inaccuracy, unreliability, unsuitability or unavailability with respect to this FFS and/or reliance thereon; or ii) from reproduction or use of the information/copyright/trademark contained in the FFS.

SC's approval or authorisation, or the registration, lodgement or submission of the Prospectus/ Information Memorandum does not amount to nor indicate that the SC has recommended or endorsed the Fund or the Fund Fact Sheet.

FUND OBJECTIVE

The Maybank Global Mixed Assets-I Fund - Class D AUD (Hedged) ("MGMAIDAUDH" or "the Fund") is a mixed assets fund that seeks to achieve a target net return of 6% per annum in USD terms over Medium to Long Term.

Any material changes to the investment objective of the Fund would require Unit Holders' approval.

FUND INFORMATION

Fund Category

Mixed Assets

Fund Type

Growth

Launch Date

17-Jun-19

Inception Date

15-Jun-20

Benchmark

Absolute return of 6% per annum (in USD term)

NAV Per Unit

AUD 1.0347

Class Size

AUD 0.09 million

Total Fund Size (all classes)

RM 245.30 million

Distribution Policy

Subject to availability of income, the Fund endeavours to distribute income on an annual basis.

Distribution will be made from realised income and / or gain.

Initial Offer Price (IOP)

AUD 1.0000

Sales Charge

Up to 5.00% of the NAV per Unit of each Class

Redemption Charge

Nil

Annual Management Fee

Up to 1.80% per annum of the NAV of each Class

Annual Trustee Fee

Up to 0.045% per annum of the Nav of the Fund, subject to a minimum fee of RM6,00 per annum (excluding foreign custodian fees and charge) accrued daily and paid monthly to the Trustee.

Min. Initial Investment

AUD1,000 or such other amount as determined by the Manager from time to time.

Min. Additional Investment

AUD100 or such other amount as determined by the Manager from time to time.

Cut-off time for injection / Withdrawal

4.00 p.m. on a Business Day as stated in Prospectus / Information Memorandum. Do note that times may differ from respective distributors.

Period of payment after withdrawal

Within 10 calendar days

Financial Year End

31-Oct

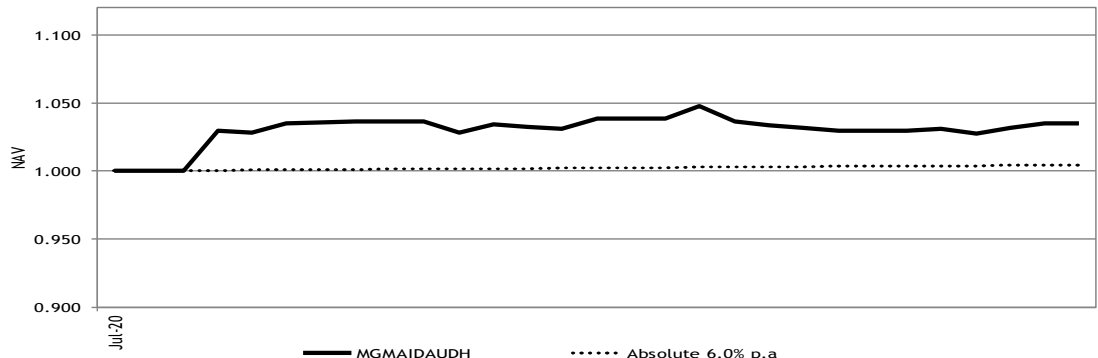
Portfolio Yield

2.53%

Portfolio Duration

5.46 years

Price Movement Chart as at 31-Jul-20



** NAV - NAV price from 3 July 20 - 31 Jul 20, income reinvested, calculated in AUD Hedged
** Inclusive of distribution since inception (if any)
Source: Novagmi Analytics and Advisory Sdn. Bhd.


Performance (%) Return as at 31-Jul-20

Total Return	YTD	1 Mth	3 Mth	6 Mth	1 Yr	3 Yr	5 Yr	SI
Fund	3.47	-	-	-	-	-	-	3.47
Benchmark	-5.25	-	-	-	-	-	-	-5.25

	Annualised Return			Calendar Year Return				
	3 Yr	5 Yr	SI	2019	2018	2017	2016	2015
Fund	-	-	-	-	-	-	-	-
Benchmark	-	-	-	-	-	-	-	-

Source: Novagmi Analytics and Advisory Sdn. Bhd.

Asset Allocation as at 31-Jul-20



Source: Maybank Asset Management Sdn. Bhd.

Sector Allocation as at 31-Jul-20

Fixed Income		Equities	
Banks	7.66%	Internet	8.01%
Sovereign	6.89%	Semiconductors	6.76%
Real Estate	5.79%	Software	5.14%
Electric	5.30%	Pharmaceuticals	4.10%
Commercial Services	2.12%	Healthcare-Products	3.37%
Chemicals	1.82%	Computers	2.88%
Telecommunications	1.16%	Diversified Finan Serv	2.51%
Multi-National	0.72%	Electrical Compo&Equip	2.16%
	<u>31.46%</u>	Mining	1.95%
		Food	1.78%
		Others	17.09%
			<u>55.75%</u>

Source: Maybank Asset Management Sdn. Bhd.

Country Allocation as at 31-Jul-20

Fixed Income		Equities	
UAE	10.63%	United States	36.14%
Indonesia	5.29%	China	3.48%
Saudi Arabia	5.13%	Switzerland	3.38%
Malaysia	3.90%	Australia	2.50%
Kuwait	3.22%	France	2.16%
Qatar	2.56%	Japan	1.83%
Supranational	0.73%	Taiwan	1.68%
	<u>31.46%</u>	Netherlands	1.39%
		Hong Kong	0.87%
		Denmark	0.63%
		Britain	0.62%
		Ireland	0.57%
		Germany	0.50%
			<u>55.75%</u>

Source: Maybank Asset Management Sdn. Bhd.

Top 5 Holdings as at 31-Jul-20

Fixed Income		Equities	
PERUSAHAAN PENERBIT SBSN 4.45% 20.02.2029 MTN	3.40%	MICROSOFT CORP	2.45%
QIB SUKUK LTD 3.982% 26.03.2024	2.56%	ALPHABET INC	2.40%
ALDAR INVESTMENT PROPERTIES LLC - 3.875% 22.10.2029	2.16%	APPLE INC	2.31%
DIB SUKUK LTD 2.95% 16/1/2026	2.14%	ETFS PHYSICAL GOLD	2.18%
EMAAR SUKUK LTD 3.875% 17.09.2029	1.86%	BHP GROUP PLC	1.95%

Source: Maybank Asset Management Sdn. Bhd.

Credit Ratings as at 31-Jul-20

AA	2.29%
A	21.36%
BBB	7.81%
	<u>31.46%</u>

Source: Maybank Asset Management Sdn. Bhd.

The yield of the distributions are calculated based on the total dividend payout/ex-distribution NAV.

The term "Maybank AM" used herein refers to Maybank Asset Management. This Fund Fact Sheet ("FFS") is for informational purpose only. You should seek your own financial advice from a licensed adviser before investing in this Fund. Maybank AM does not make any representations or warranties of any kind express or implied, about the completeness, accuracy, reliability, suitability or availability with respect to the information contained herein.

Investors are advised to read and understand the contents of the Prospectus dated 17 June 2019, the First Supplementary Prospectus dated 15 June 2020 and the Fund's Product Highlights Sheets ("PHS") before investing. The Prospectus and PHS are available at our nearest representative offices and investors have the right to request for a copy of the Prospectus and PHS. The Prospectus has been registered with the Securities Commission Malaysia who takes no responsibility for its contents.

You should be aware that investments in unit trust funds carry risks. An outline of the risks are contained in the Prospectus. Unit prices and income distribution, if any, may rise or fall. Past performance of a fund is not indicative of future performance. Please consider the fees and charges involved before investing. Units will be issued upon receipt of completed application form accompanying the Prospectus and subject to terms and conditions therein.

In no event shall Maybank AM be liable for any loss or damages howsoever arising whether in contract, tort, negligence, strict liability or any other basis, including without limitation, direct or indirect, special, incidental, consequential or punitive damages arising i) from incompleteness, inaccuracy, unreliability, unsuitability or unavailability with respect to this FFS and/or reliance thereon; or ii) from reproduction or use of the information/copyright/trademark contained in the FFS.

SC's approval or authorisation, or the registration, lodgement or submission of the Prospectus/ Information Memorandum does not amount to nor indicate that the SC has recommended or endorsed the Fund or the Fund Fact Sheet.

FUND OBJECTIVE

The Maybank Global Mixed Assets-I Fund - Class E SGD (Hedged) ("MGMAIESGDH" or "the Fund") is a mixed assets fund that seeks to achieve a target net return of 6% per annum in USD terms over Medium to Long Term.

Any material changes to the investment objective of the Fund would require Unit Holders' approval.

FUND INFORMATION

Fund Category

Mixed Assets

Fund Type

Growth

Launch Date

17-Jun-19

Inception Date

15-Jun-20

Benchmark

Absolute return of 6% per annum (in USD term)

NAV Per Unit

SGD 1.0475

Class Size

SGD 0.13 million

Total Fund Size (all classes)

RM 245.30 million

Distribution Policy

Subject to availability of income, the Fund endeavours to distribute income on an annual basis.

Distribution will be made from realised income and / or gain.

Initial Offer Price (IOP)

SGD 1.0000

Sales Charge

Up to 5.00% of the NAV per Unit of each Class

Redemption Charge

Nil

Annual Management Fee

Up to 1.80% per annum of the NAV of each Class

Annual Trustee Fee

Up to 0.045% per annum of the Nav of the Fund, subject to a minimum fee of RM6,00 per annum (excluding foreign custodian fees and charge) accrued daily and paid monthly to the Trustee.

Min. Initial Investment

SGD1,000 or such other amount as determined by the Manager from time to time.

Min. Additional Investment

SGD100 or such other amount as determined by the Manager from time to time.

Cut-off time for injection / Withdrawal

4.00 p.m. on a Business Day as stated in Prospectus / Information Memorandum. Do note that times may differ from respective distributors.

Period of payment after withdrawal

Within 10 calendar days

Financial Year End

31-Oct

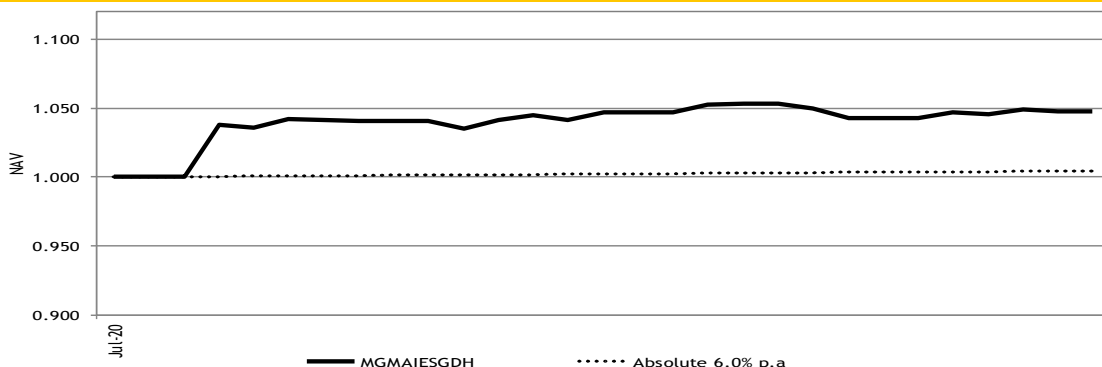
Portfolio Yield

2.53%

Portfolio Duration

5.46 years

Price Movement Chart as at 31-Jul-20



** NAV - NAV price from 3 July 20 - 31 Jul 20, income reinvested, calculated in SGD Hedged
** Inclusive of distribution since inception (if any)
Source: Novagmi Analytics and Advisory Sdn. Bhd.

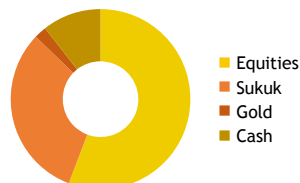
Performance (%) Return as at 31-Jul-20

Total Return	YTD	1 Mth	3 Mth	6 Mth	1 Yr	3 Yr	5 Yr	SI
Fund	4.75	-	-	-	-	-	-	4.75
Benchmark	-5.25	-	-	-	-	-	-	-5.25

	Annualised Return			Calendar Year Return				
	3 Yr	5 Yr	SI	2019	2018	2017	2016	2015
Fund	-	-	-	-	-	-	-	-
Benchmark	-	-	-	-	-	-	-	-

Source: Novagmi Analytics and Advisory Sdn. Bhd.

Asset Allocation as at 31-Jul-20



Sector Allocation as at 31-Jul-20

Fixed Income		Equities	
Banks	7.66%	Internet	8.01%
Sovereign	6.89%	Semiconductors	6.76%
Real Estate	5.79%	Software	5.14%
Electric	5.30%	Pharmaceuticals	4.10%
Commercial Services	2.12%	Healthcare-Products	3.37%
Chemicals	1.82%	Computers	2.88%
Telecommunications	1.16%	Diversified Finan Serv	2.51%
Multi-National	0.72%	Electrical Compo&Equip	2.16%
	<u>31.46%</u>	Mining	1.95%
		Food	1.78%
		Others	17.09%
			<u>55.75%</u>

Source: Maybank Asset Management Sdn. Bhd.

Source: Maybank Asset Management Sdn. Bhd.

Country Allocation as at 31-Jul-20

Fixed Income		Equities	
UAE	10.63%	United States	36.14%
Indonesia	5.29%	China	3.48%
Saudi Arabia	5.13%	Switzerland	3.38%
Malaysia	3.90%	Australia	2.50%
Kuwait	3.22%	France	2.16%
Qatar	2.56%	Japan	1.83%
Supranational	0.73%	Taiwan	1.68%
	<u>31.46%</u>	Netherlands	1.39%
		Hong Kong	0.87%
		Denmark	0.63%
		Britain	0.62%
		Ireland	0.57%
		Germany	0.50%
			<u>55.75%</u>

Source: Maybank Asset Management Sdn. Bhd.

Top 5 Holdings as at 31-Jul-20

Fixed Income		Equities	
PERUSAHAAN PENERBIT SBSN 4.45% 20.02.2029 MTN	3.40%	MICROSOFT CORP	2.45%
QIB SUKUK LTD 3.982% 26.03.2024	2.56%	ALPHABET INC	2.40%
ALDAR INVESTMENT PROPERTIES LLC - 3.875% 22.10.2029	2.16%	APPLE INC	2.31%
DIB SUKUK LTD 2.95% 16/1/2026	2.14%	ETF5 PHYSICAL GOLD	2.18%
EMAAR SUKUK LTD 3.875% 17.09.2029	1.86%	BHP GROUP PLC	1.95%

Source: Maybank Asset Management Sdn. Bhd.

Credit Ratings as at 31-Jul-20

AA	2.29%
A	21.36%
BBB	7.81%
	<u>31.46%</u>

Source: Maybank Asset Management Sdn. Bhd.

The yield of the distributions are calculated based on the total dividend payout/ex-distribution NAV.

The term "Maybank AM" used herein refers to Maybank Asset Management. This Fund Fact Sheet ("FFS") is for informational purpose only. You should seek your own financial advice from a licensed adviser before investing in this Fund. Maybank AM does not make any representations or warranties of any kind express or implied, about the completeness, accuracy, reliability, suitability or availability with respect to the information contained herein.

Investors are advised to read and understand the contents of the Prospectus dated 17 June 2019, the First Supplementary Prospectus dated 15 June 2020 and the Fund's Product Highlights Sheets ("PHS") before investing. The Prospectus and PHS are available at our nearest representative offices and investors have the right to request for a copy of the Prospectus and PHS. The Prospectus has been registered with the Securities Commission Malaysia who takes no responsibility for its contents.

You should be aware that investments in unit trust funds carry risks. An outline of the risks are contained in the Prospectus. Unit prices and income distribution, if any, may rise or fall. Past performance of a fund is not indicative of future performance. Please consider the fees and charges involved before investing. Units will be issued upon receipt of completed application form accompanying the Prospectus and subject to terms and conditions therein.

In no event shall Maybank AM be liable for any loss or damages howsoever arising whether in contract, tort, negligence, strict liability or any other basis, including without limitation, direct or indirect, special, incidental, consequential or punitive damages arising i) from incompleteness, inaccuracy, unreliability, unsuitability or unavailability with respect to this FFS and/or reliance thereon; or ii) from reproduction or use of the information/copyright/trademark contained in the FFS.

SC's approval or authorisation, or the registration, lodgement or submission of the Prospectus/ Information Memorandum does not amount to nor indicate that the SC has recommended or endorsed the Fund or the Fund Fact Sheet.

FUND OBJECTIVE

The Maybank Global Mixed Assets-I Fund - Class F USD (Institutional) ("MGMAIFUSDI" or "the Fund") is a mixed assets fund that seeks to achieve a target net return of 6% per annum in USD terms over Medium to Long Term.

Any material changes to the investment objective of the Fund would require Unit Holders' approval.

FUND INFORMATION

Fund Category

Mixed Assets

Fund Type

Growth

Launch Date

17-Jun-19

Inception Date

15-Jun-20

Benchmark

Absolute return of 6% per annum (in USD term)

NAV Per Unit

USD 1.0613

Class Size

USD 5.22 million

Total Fund Size (all classes)

RM 245.30 million

Distribution Policy

Subject to availability of income, the Fund endeavours to distribute income on an annual basis.

Distribution will be made from realised income and / or gain.

Initial Offer Price (IOP)

USD 1.0000

Sales Charge

Nil

Redemption Charge

Nil

Annual Management Fee

Up to 0.50% per annum of the NAV of the Class

Annual Trustee Fee

Up to 0.045% per annum of the Nav of the Fund, subject to a minimum fee of RM6,00 per annum (excluding foreign custodian fees and charge) accrued daily and paid monthly to the Trustee.

Min. Initial Investment

USD1,000,000 or such other amount as determined by the Manager from time to time.

Min. Additional Investment

USD10,000 or such other amount as determined by the Manager from time to time.

Cut-off time for injection / Withdrawal

4.00 p.m. on a Business Day as stated in Prospectus / Information Memorandum. Do note that times may differ from respective distributors.

Period of payment after withdrawal

Within 10 calendar days

Financial Year End

31-Oct

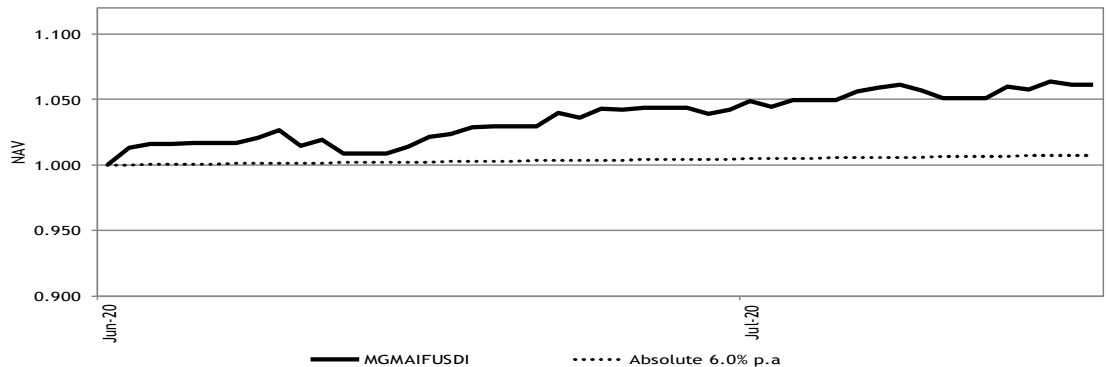
Portfolio Yield

2.53%

Portfolio Duration

5.46 years

Price Movement Chart as at 31-Jul-20



** NAV - NAV price from 15 June 20 - 31 Jul 20, income reinvested, calculated in USD i
** Inclusive of distribution since inception (if any)
Source: Novagmi Analytics and Advisory Sdn. Bhd.


Performance (%) Return as at 31-Jul-20

Total Return	YTD	1 Mth	3 Mth	6 Mth	1 Yr	3 Yr	5 Yr	SI
Fund	6.13	3.92	-	-	-	-	-	6.13
Benchmark	0.74	0.49	-	-	-	-	-	0.74

	Annualised Return			Calendar Year Return				
	3 Yr	5 Yr	SI	2019	2018	2017	2016	2015
Fund	-	-	-	-	-	-	-	-
Benchmark	-	-	-	-	-	-	-	-

Source: Novagmi Analytics and Advisory Sdn. Bhd.

Asset Allocation as at 31-Jul-20



Source: Maybank Asset Management Sdn. Bhd.

Sector Allocation as at 31-Jul-20

Fixed Income		Equities	
Banks	7.66%	Internet	8.01%
Sovereign	6.89%	Semiconductors	6.76%
Real Estate	5.79%	Software	5.14%
Electric	5.30%	Pharmaceuticals	4.10%
Commercial Services	2.12%	Healthcare-Products	3.37%
Chemicals	1.82%	Computers	2.88%
Telecommunications	1.16%	Diversified Finan Serv	2.51%
Multi-National	0.72%	Electrical Compo&Equip	2.16%
	<u>31.46%</u>	Mining	1.95%
		Food	1.78%
		Others	17.09%
			<u>55.75%</u>

Source: Maybank Asset Management Sdn. Bhd.

Country Allocation as at 31-Jul-20

Fixed Income		Equities	
UAE	10.63%	United States	36.14%
Indonesia	5.29%	China	3.48%
Saudi Arabia	5.13%	Switzerland	3.38%
Malaysia	3.90%	Australia	2.50%
Kuwait	3.22%	France	2.16%
Qatar	2.56%	Japan	1.83%
Supranational	0.73%	Taiwan	1.68%
	<u>31.46%</u>	Netherlands	1.39%
		Hong Kong	0.87%
		Denmark	0.63%
		Britain	0.62%
		Ireland	0.57%
		Germany	0.50%
			<u>55.75%</u>

Source: Maybank Asset Management Sdn. Bhd.

Top 5 Holdings as at 31-Jul-20

Fixed Income		Equities	
PERUSAHAAN PENERBIT SBSN 4.45% 20.02.2029 MTN	3.40%	MICROSOFT CORP	2.45%
QIB SUKUK LTD 3.982% 26.03.2024	2.56%	ALPHABET INC	2.40%
ALDAR INVESTMENT PROPERTIES LLC - 3.875% 22.10.2029	2.16%	APPLE INC	2.31%
DIB SUKUK LTD 2.95% 16/1/2026	2.14%	ETFS PHYSICAL GOLD	2.18%
EMAAR SUKUK LTD 3.875% 17.09.2029	1.86%	BHP GROUP PLC	1.95%

Source: Maybank Asset Management Sdn. Bhd.

Credit Ratings as at 31-Jul-20

AA	2.29%
A	21.36%
BBB	7.81%
	<u>31.46%</u>

Source: Maybank Asset Management Sdn. Bhd.

The yield of the distributions are calculated based on the total dividend payout/ex-distribution NAV.

The term "Maybank AM" used herein refers to Maybank Asset Management. This Fund Fact Sheet ("FFS") is for informational purpose only. You should seek your own financial advice from a licensed adviser before investing in this Fund. Maybank AM does not make any representations or warranties of any kind express or implied, about the completeness, accuracy, reliability, suitability or availability with respect to the information contained herein.

Investors are advised to read and understand the contents of the Prospectus dated 17 June 2019, the First Supplementary Prospectus dated 15 June 2020 and the Fund's Product Highlights Sheets ("PHS") before investing. The Prospectus and PHS are available at our nearest representative offices and investors have the right to request for a copy of the Prospectus and PHS. The Prospectus has been registered with the Securities Commission Malaysia who takes no responsibility for its contents.

You should be aware that investments in unit trust funds carry risks. An outline of the risks are contained in the Prospectus. Unit prices and income distribution, if any, may rise or fall. Past performance of a fund is not indicative of future performance. Please consider the fees and charges involved before investing. Units will be issued upon receipt of completed application form accompanying the Prospectus and subject to terms and conditions therein.

In no event shall Maybank AM be liable for any loss or damages howsoever arising whether in contract, tort, negligence, strict liability or any other basis, including without limitation, direct or indirect, special, incidental, consequential or punitive damages arising i) from incompleteness, inaccuracy, unreliability, unsuitability or unavailability with respect to this FFS and/or reliance thereon; or ii) from reproduction or use of the information/copyright/trademark contained in the FFS.

SC's approval or authorisation, or the registration, lodgement or submission of the Prospectus/ Information Memorandum does not amount to nor indicate that the SC has recommended or endorsed the Fund or the Fund Fact Sheet.