

FUND OBJECTIVE

The Maybank Flexi Income Fund - MYR Class ("MFIFMYR" or "the Fund") is a fixed income fund that aims to outperform its benchmark by investing in a portfolio of fixed income securities, equities, real estate investment trusts ("REITs") and/or exchange-traded funds ("ETFs").

Any material change to the investment objective of the Fund would require Unit Holders' approval.

FUND INFORMATION

Fund Category

Fixed Income

Fund Type

Income

Launch Date

28-Nov-19

Inception Date

27-Dec-19

Benchmark

70% Maybank 12-month fixed deposits rate + 30% MSCI Asia Pacific Ex-Japan Index

NAV Per Unit

RM 1.0434

Class Size

RM 28.99 million

Total Fund Size (all classes)

RM 188.84 million

Distribution Policy

Subject to availability of income, distribution will be made on a quarterly basis. Distribution will be made from realised income and/or gain.

Initial Offer Price (IOP)

RM1.0000

Sales Charge

Up to 3.00% of the NAV per Unit

Redemption Charge

Nil

Annual Management Fee

Up to 1.50% per annum of the NAV of each Class

Annual Trustee Fee

Up to 0.04% per annum of the NAV of the Fund, (excluding foreign custodian fees and charges) accrued daily and paid monthly to the Manager

Min. Initial Investment

RM1,000 or such other amount as may be decided by the Manager from time to time.

Min. Additional Investment

RM100 or such other amount as may be decided by the Manager from time to time.

Cut-off time for injection / Withdrawal

4.00 p.m. on a Business Day as stated in Prospectus / Information Memorandum. Do note that times may differ from respective distributors.

Period of payment after withdrawal

Within 10 calendar days

Financial Year End

31-Aug

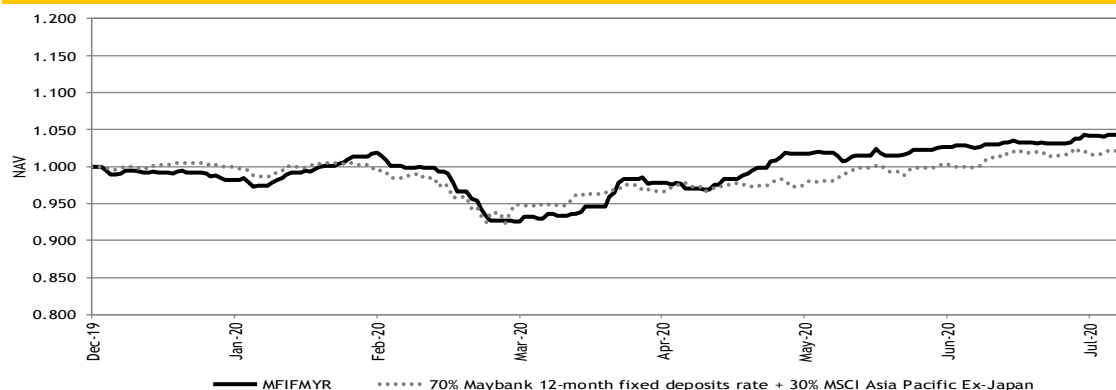
Portfolio Yield

4.48%

Portfolio Duration

6.36 years

Price Movement Chart as at 31-Jul-20




** NAV - NAV price from 27 Dec 19 - 31 Jul 20, income reinvested, calculated in MYR
** Inclusive of distribution since inception (if any)
Source: Novagni Analytics and Advisory Sdn. Bhd.

Performance (%) Return as at 31-Jul-20

Total Return	YTD	1 Mth	3 Mth	6 Mth	1 Yr	3 Yr	5 Yr	SI	
Fund	5.46	1.78	7.56	7.09	-	-	-	4.52	
Benchmark	2.42	2.02	4.38	3.35	-	-	-	2.02	
		Annualised Return			Calendar Year Return				
		3 Yr	5 Yr	SI	2019*	2018	2017	2016	2015
Fund	-	-	-	-	-0.89	-	-	-	-
Benchmark	-	-	-	-	-0.39	-	-	-	-


*since commencement till 31 Dec 2019
Source: Novagni Analytics and Advisory Sdn. Bhd.

Asset Allocation as at 31-Jul-20



Source: Maybank Asset Management Sdn. Bhd.

Sector Allocation as at 31-Jul-20



Source: Maybank Asset Management Sdn. Bhd.

Total Portfolio Exposure as at 31-Jul-20

Fixed Income		Equities	
China	18.30%	China	4.70%
Indonesia	11.80%	Singapore	2.10%
Australia	9.60%	Hong Kong	0.60%
Europe	8.60%	Malaysia	0.10%
Middle East	8.40%	Philippines	0.10%
India	7.90%		<u>7.60%</u>
Singapore	7.70%		
Philippines	7.20%		
Thailand	3.50%		
	<u>83.00%</u>		

Source: Maybank Asset Management Sdn. Bhd.

Top 5 Holdings as at 31-Jul-20

Fixed Income	
AUSTRALIA & NEW ZEALAND BANKING GROUP 6.75 PERP	4.10%
DBS GROUP HOLDINGS LTD 3.3 PERP	2.50%
INDONESIA ASAHAN ALUMINIUM 5.8 05/15/50	2.30%
WESTPAC BANKING CORP 5 PERP	2.00%
BAHRAIN 6 ¼ 11/14/24	1.80%
Equities	
ALIBABA GROUP HOLDING-SP ADR	0.70%
TENCENT HOLDING LTD	0.60%
AOYUAN HEALTHY LIFE GROUP CO	0.60%
DBS GRP HOLDINGS	0.30%
VIPSHOP HOLDINGS LTD	0.20%

Source: Maybank Asset Management Sdn. Bhd.

Characteristics

Average Rating **BBB-**

Source: Maybank Asset Management Sdn. Bhd.

The yield of the distributions are calculated based on the total dividend payout/ex-distribution NAV.

The term "Maybank AM" used herein refers to Maybank Asset Management. This Fund Fact Sheet ("FFS") is for informational purpose only. You should seek your own financial advice from a licensed adviser before investing in this Fund. Maybank AM does not make any representations or warranties of any kind express or implied, about the completeness, accuracy, reliability, suitability or availability with respect to the information contained herein.

Investors are advised to read and understand the contents of the Prospectus dated 28 November 2019 and the Fund's Product Highlights Sheets ("PHS") before investing. The Prospectus and PHS are available at our nearest representative offices and investors have the right to request for a copy of the Prospectus and PHS. The Prospectus has been registered with the Securities Commission Malaysia who takes no responsibility for its contents.

You should be aware that investments in unit trust funds carry risks. An outline of the risks are contained in the Prospectus. Unit prices and income distribution, if any, may rise or fall. Past performance of a fund is not indicative of future performance. Please consider the fees and charges involved before investing. Units will be issued upon receipt of completed application form accompanying the Prospectus and subject to terms and conditions therein.

In no event shall Maybank AM be liable for any loss or damages howsoever arising whether in contract, tort, negligence, strict liability or any other basis, including without limitation, direct or indirect, special, incidental, consequential or punitive damages arising i) from incompleteness, inaccuracy, unreliability, unsuitability or unavailability with respect to this FFS and/or reliance thereon; or ii) from reproduction or use of the information/copyright/trademark contained in the FFS.

SC's approval or authorisation, or the registration, lodgement or submission of the Prospectus/ Information Memorandum does not amount to nor indicate that the SC has recommended or endorsed the Fund or the Fund Fact Sheet.

FUND OBJECTIVE

The Maybank Flexi Income Fund - USD Class ("MFIFUSD" or "the Fund") is a fixed income fund that aims to outperform its benchmark by investing in a portfolio of fixed income securities, equities, real estate investment trusts ("REITs") and/or exchange-traded funds ("ETFs").

Any material change to the investment objective of the Fund would require Unit Holders' approval.

FUND INFORMATION

Fund Category

Fixed Income

Fund Type

Income

Launch Date

28-Nov-19

Inception Date

27-Dec-19

Benchmark

70% Maybank 12-month fixed deposits rate + 30% MSCI Asia Pacific Ex-Japan Index

NAV Per Unit

USD 1.0156

Class Size

USD 3.76 million

Total Fund Size (all classes)

RM 188.84 million

Distribution Policy

Subject to availability of income, distribution will be made on a quarterly basis. Distribution will be made from realised income and/or gain.

Initial Offer Price (IOP)

USD 1.0000

Sales Charge

Up to 3.00% of the NAV per Unit

Redemption Charge

Nil

Annual Management Fee

Up to 1.50% per annum of the NAV of each Class

Annual Trustee Fee

Up to 0.04% per annum of the NAV of the Fund, (excluding foreign custodian fees and charges) accrued daily and paid monthly to the Manager

Min. Initial Investment

USD1,000 or such other amount as may be decided by the Manager from time to time.

Min. Additional Investment

USD100 or such other amount as may be decided by the Manager from time to time.

Cut-off time for injection / Withdrawal

4.00 p.m. on a Business Day as stated in Prospectus / Information Memorandum. Do note that times may differ from respective distributors.

Period of payment after withdrawal

Within 10 calendar days

Financial Year End

31-Aug

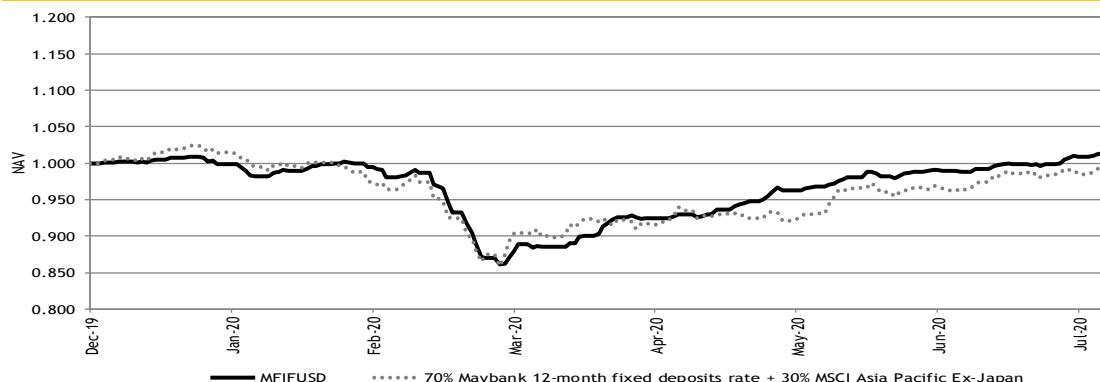
Portfolio Yield

4.48%

Portfolio Duration

6.36 years

Price Movement Chart as at 31-Jul-20



** NAV - NAV price from 27 Dec 19 - 31 Jul 20, income reinvested, calculated in USD
** Inclusive of distribution since inception (if any)
Source: Novagni Analytics and Advisory Sdn. Bhd.


Performance (%) Return as at 31-Jul-20

Total Return	YTD	1 Mth	3 Mth	6 Mth	1 Yr	3 Yr	5 Yr	SI	
Fund	1.51	2.78	9.24	3.43	-	-	-	1.47	
Benchmark	-1.14	3.10	5.78	-0.10	-	-	-	-0.64	
	Annualised Return			Calendar Year Return					
		3 Yr	5 Yr	SI	2019*	2018	2017	2016	2015
Fund	-	-	-	-	-0.04	-	-	-	-
Benchmark	-	-	-	-	0.51	-	-	-	-

*since commencement till 31 Dec 2019


Source: Novagni Analytics and Advisory Sdn. Bhd.

Asset Allocation as at 31-Jul-20



Source: Maybank Asset Management Sdn. Bhd.

Sector Allocation as at 31-Jul-20



Source: Maybank Asset Management Sdn. Bhd.

Total Portfolio Exposure as at 31-Jul-20

Fixed Income		Equities	
China	18.30%	China	4.70%
Indonesia	11.80%	Singapore	2.10%
Australia	9.60%	Hong Kong	0.60%
Europe	8.60%	Malaysia	0.10%
Middle East	8.40%	Philippines	0.10%
India	7.90%		<u>7.60%</u>
Singapore	7.70%		
Philippines	7.20%		
Thailand	3.50%		
	<u>83.00%</u>		

Source: Maybank Asset Management Sdn. Bhd.

Top 5 Holdings as at 31-Jul-20

Fixed Income	
AUSTRALIA & NEW ZEALAND BANKING GROUP 6.75 PERP	4.10%
DBS GROUP HOLDINGS LTD 3.3 PERP	2.50%
INDONESIA ASAHAN ALUMINIUM 5.8 05/15/50	2.30%
WESTPAC BANKING CORP 5 PERP	2.00%
BAHRAIN 6 ¼ 11/14/24	1.80%
Equities	
ALIBABA GROUP HOLDING-SP ADR	0.70%
TENCENT HOLDING LTD	0.60%
AOYUAN HEALTHY LIFE GROUP CO	0.60%
DBS GRP HOLDINGS	0.30%
VIPSHOP HOLDINGS LTD	0.20%

Source: Maybank Asset Management Sdn. Bhd.

Characteristics

Average Rating **BBB-**

Source: Maybank Asset Management Sdn. Bhd.

The yield of the distributions are calculated based on the total dividend payout/ex-distribution NAV.

The term "Maybank AM" used herein refers to Maybank Asset Management. This Fund Fact Sheet ("FFS") is for informational purpose only. You should seek your own financial advice from a licensed adviser before investing in this Fund. Maybank AM does not make any representations or warranties of any kind express or implied, about the completeness, accuracy, reliability, suitability or availability with respect to the information contained herein.

Investors are advised to read and understand the contents of the Prospectus dated 28 November 2019 and the Fund's Product Highlights Sheets ("PHS") before investing. The Prospectus and PHS are available at our nearest representative offices and investors have the right to request for a copy of the Prospectus and PHS. The Prospectus has been registered with the Securities Commission Malaysia who takes no responsibility for its contents.

You should be aware that investments in unit trust funds carry risks. An outline of the risks are contained in the Prospectus. Unit prices and income distribution, if any, may rise or fall. Past performance of a fund is not indicative of future performance. Please consider the fees and charges involved before investing. Units will be issued upon receipt of completed application form accompanying the Prospectus and subject to terms and conditions therein.

In no event shall Maybank AM be liable for any loss or damages howsoever arising whether in contract, tort, negligence, strict liability or any other basis, including without limitation, direct or indirect, special, incidental, consequential or punitive damages arising i) from incompleteness, inaccuracy, unreliability, unsuitability or unavailability with respect to this FFS and/or reliance thereon; or ii) from reproduction or use of the information/copyright/trademark contained in the FFS.

SC's approval or authorisation, or the registration, lodgement or submission of the Prospectus/ Information Memorandum does not amount to nor indicate that the SC has recommended or endorsed the Fund or the Fund Fact Sheet.

FUND OBJECTIVE

The Maybank Flexi Income Fund - MYR (Hedged) Class ("MFIFMYRH" or "the Fund") is a fixed income fund that aims to outperform its benchmark by investing in a portfolio of fixed income securities, equities, real estate investment trusts ("REITs") and/or exchange-traded funds ("ETFs").

Any material change to the investment objective of the Fund would require Unit Holders' approval.

FUND INFORMATION

Fund Category

Fixed Income

Fund Type

Income

Launch Date

28-Nov-19

Inception Date

27-Dec-19

Benchmark

70% Maybank 12-month fixed deposits rate + 30% MSCI Asia Pacific Ex-Japan Index

NAV Per Unit

RM 1.0141

Class Size

RM 125.91 million

Total Fund Size (all classes)

RM 188.84 million

Distribution Policy

Subject to availability of income, distribution will be made on a quarterly basis. Distribution will be made from realised income and/or gain.

Initial Offer Price (IOP)

RM1.0000

Sales Charge

Up to 3.00% of the NAV per Unit

Redemption Charge

Nil

Annual Management Fee

Up to 1.50% per annum of the NAV of each Class

Annual Trustee Fee

Up to 0.04% per annum of the NAV of the Fund, (excluding foreign custodian fees and charges) accrued daily and paid monthly to the Manager

Min. Initial Investment

RM1,000 or such other amount as may be decided by the Manager from time to time.

Min. Additional Investment

RM100 or such other amount as may be decided by the Manager from time to time.

Cut-off time for injection / Withdrawal

4.00 p.m. on a Business Day as stated in Prospectus / Information Memorandum. Do note that times may differ from respective distributors.

Period of payment after withdrawal

Within 10 calendar days

Financial Year End

31-Aug

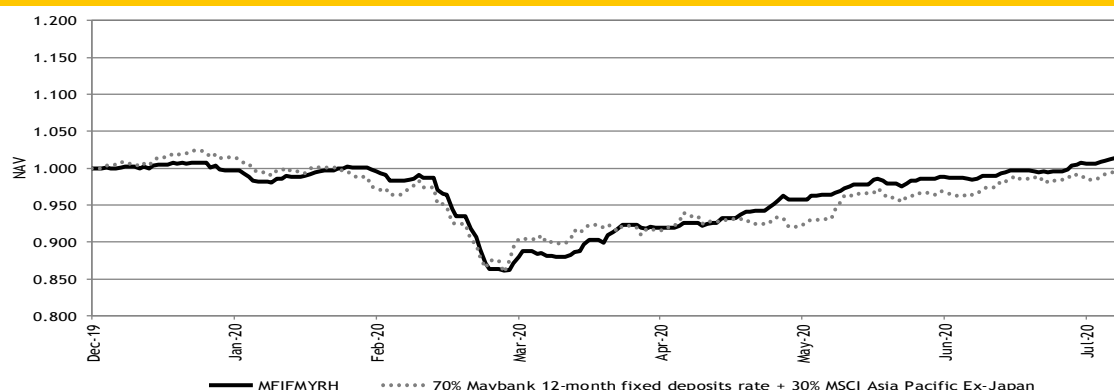
Portfolio Yield

4.48%

Portfolio Duration

6.36 years

Price Movement Chart as at 31-Jul-20



** NAV - NAV price from 27 Dec 19 - 31 Jul 20, income reinvested, calculated in MYRH
** Inclusive of distribution since inception (if any)
Source: Novagni Analytics and Advisory Sdn. Bhd.


Performance (%) Return as at 31-Jul-20

Total Return	YTD	1 Mth	3 Mth	6 Mth	1 Yr	3 Yr	5 Yr	SI
Fund	1.41	3.02	9.50	3.32	-	-	-	1.35
Benchmark	-1.14	3.10	5.78	-0.10	-	-	-	-0.64

	Annualised Return			Calendar Year Return				
	3 Yr	5 Yr	SI	2019*	2018	2017	2016	2015
Fund	-	-	-	-0.06	-	-	-	-
Benchmark	-	-	-	0.51	-	-	-	-


*since commencement till 31 Dec 2019
Source: Novagni Analytics and Advisory Sdn. Bhd.

Asset Allocation as at 31-Jul-20



Source: Maybank Asset Management Sdn. Bhd.

Sector Allocation as at 31-Jul-20



Source: Maybank Asset Management Sdn. Bhd.

Total Portfolio Exposure as at 31-Jul-20

Fixed Income		Equities	
China	18.30%	China	4.70%
Indonesia	11.80%	Singapore	2.10%
Australia	9.60%	Hong Kong	0.60%
Europe	8.60%	Malaysia	0.10%
Middle East	8.40%	Philippines	0.10%
India	7.90%		<u>7.60%</u>
Singapore	7.70%		
Philippines	7.20%		
Thailand	3.50%		
	<u>83.00%</u>		

Source: Maybank Asset Management Sdn. Bhd.

Top 5 Holdings as at 31-Jul-20

Fixed Income		Equities	
AUSTRALIA & NEW ZEALAND BANKING GROUP 6.75 PERP	4.10%	ALIBABA GROUP HOLDING-SP ADR	0.70%
DBS GROUP HOLDINGS LTD 3.3 PERP	2.50%	TENCENT HOLDING LTD	0.60%
INDONESIA ASAHAN ALUMINIUM 5.8 05/15/50	2.30%	AOYUAN HEALTHY LIFE GROUP CO	0.60%
WESTPAC BANKING CORP 5 PERP	2.00%	DBS GRP HOLDINGS	0.30%
BAHRAIN 6 ¼ 11/14/24	1.80%	VIPSHOP HOLDINGS LTD	0.20%

Source: Maybank Asset Management Sdn. Bhd.

Characteristics

Average Rating: BBB-

Source: Maybank Asset Management Sdn. Bhd.

The yield of the distributions are calculated based on the total dividend payout/ex-distribution NAV.

The term "Maybank AM" used herein refers to Maybank Asset Management. This Fund Fact Sheet ("FFS") is for informational purpose only. You should seek your own financial advice from a licensed adviser before investing in this Fund. Maybank AM does not make any representations or warranties of any kind express or implied, about the completeness, accuracy, reliability, suitability or availability with respect to the information contained herein.

Investors are advised to read and understand the contents of the Prospectus dated 28 November 2019 and the Fund's Product Highlights Sheets ("PHS") before investing. The Prospectus and PHS are available at our nearest representative offices and investors have the right to request for a copy of the Prospectus and PHS. The Prospectus has been registered with the Securities Commission Malaysia who takes no responsibility for its contents.

You should be aware that investments in unit trust funds carry risks. An outline of the risks are contained in the Prospectus. Unit prices and income distribution, if any, may rise or fall. Past performance of a fund is not indicative of future performance. Please consider the fees and charges involved before investing. Units will be issued upon receipt of completed application form accompanying the Prospectus and subject to terms and conditions therein.

In no event shall Maybank AM be liable for any loss or damages howsoever arising whether in contract, tort, negligence, strict liability or any other basis, including without limitation, direct or indirect, special, incidental, consequential or punitive damages arising i) from incompleteness, inaccuracy, unreliability, unsuitability or unavailability with respect to this FFS and/or reliance thereon; or ii) from reproduction or use of the information/copyright/trademark contained in the FFS.

SC's approval or authorisation, or the registration, lodgement or submission of the Prospectus/ Information Memorandum does not amount to nor indicate that the SC has recommended or endorsed the Fund or the Fund Fact Sheet.

FUND OBJECTIVE

The Maybank Flexi Income Fund - AUD (Hedged) Class ("MFIFAUDH" or "the Fund") is a fixed income fund that aims to outperform its benchmark by investing in a portfolio of fixed income securities, equities, real estate investment trusts ("REITs") and/or exchange-traded funds ("ETFs").

Any material change to the investment objective of the Fund would require Unit Holders' approval.

FUND INFORMATION

Fund Category

Fixed Income

Fund Type

Income

Launch Date

28-Nov-19

Inception Date

27-Dec-19

Benchmark

70% Maybank 12-month fixed deposits rate + 30% MSCI Asia Pacific Ex-Japan Index

NAV Per Unit

AUD 1.0157

Class Size

AUD 4.28 million

Total Fund Size (all classes)

RM 188.84 million

Distribution Policy

Subject to availability of income, distribution will be made on a quarterly basis. Distribution will be made from realised income and/or gain.

Initial Offer Price (IOP)

AUD 1.0000

Sales Charge

Up to 3.00% of the NAV per Unit

Redemption Charge

Nil

Annual Management Fee

Up to 1.50% per annum of the NAV of each Class

Annual Trustee Fee

Up to 0.04% per annum of the NAV of the Fund, (excluding foreign custodian fees and charges) accrued daily and paid monthly to the Manager

Min. Initial Investment

AUD1,000 or such other amount as may be decided by the Manager from time to time.

Min. Additional Investment

AUD100 or such other amount as may be decided by the Manager from time to time.

Cut-off time for injection / Withdrawal

4.00 p.m. on a Business Day as stated in Prospectus / Information Memorandum. Do note that times may differ from respective distributors.

Period of payment after withdrawal

Within 10 calendar days

Financial Year End

31-Aug

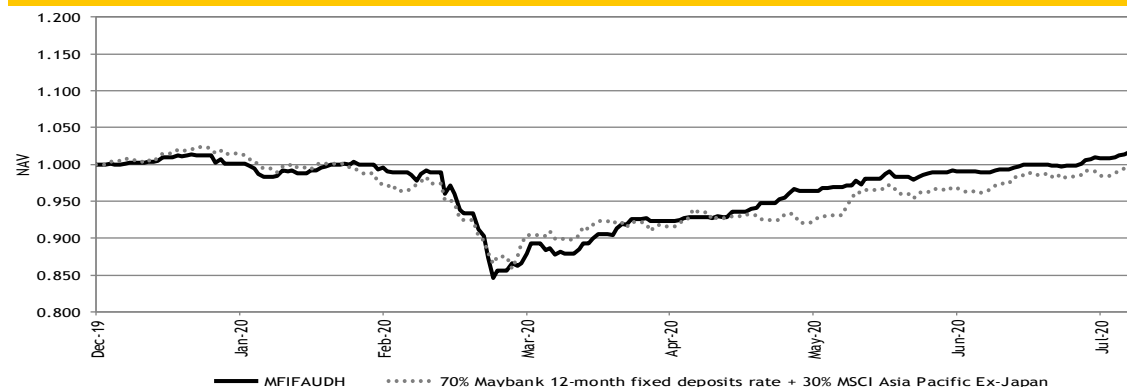
Portfolio Yield

4.48%

Portfolio Duration

6.36 years

Price Movement Chart as at 31-Jul-20



** NAV - NAV price from 27 Dec 19 - 31 Jul 20, income reinvested, calculated in AUDH
** Inclusive of distribution since inception (if any)
Source: Novagni Analytics and Advisory Sdn. Bhd.


Performance (%) Return as at 31-Jul-20

Total Return	YTD	1 Mth	3 Mth	6 Mth	1 Yr	3 Yr	5 Yr	SI
Fund	1.56	2.71	9.44	3.28	-	-	-	1.56
Benchmark	-1.14	3.10	5.78	-0.10	-	-	-	-0.64

	Annualised Return			Calendar Year Return				
	3 Yr	5 Yr	SI	2019*	2018	2017	2016	2015
Fund	-	-	-	0.00	-	-	-	-
Benchmark	-	-	-	0.51	-	-	-	-


*since commencement till 31 Dec 2019
Source: Novagni Analytics and Advisory Sdn. Bhd.

Asset Allocation as at 31-Jul-20



Source: Maybank Asset Management Sdn. Bhd.

Sector Allocation as at 31-Jul-20



Source: Maybank Asset Management Sdn. Bhd.

Total Portfolio Exposure as at 31-Jul-20

Fixed Income		Equities	
China	18.30%	China	4.70%
Indonesia	11.80%	Singapore	2.10%
Australia	9.60%	Hong Kong	0.60%
Europe	8.60%	Malaysia	0.10%
Middle East	8.40%	Philippines	0.10%
India	7.90%		7.60%
Singapore	7.70%		
Philippines	7.20%		
Thailand	3.50%		
Total	83.00%		

Source: Maybank Asset Management Sdn. Bhd.

Top 5 Holdings as at 31-Jul-20

Fixed Income		Equities	
AUSTRALIA & NEW ZEALAND BANKING GROUP 6.75 PERP	4.10%	ALIBABA GROUP HOLDING-SP ADR	0.70%
DBS GROUP HOLDINGS LTD 3.3 PERP	2.50%	TENCENT HOLDING LTD	0.60%
INDONESIA ASAHAN ALUMINIUM 5.8 05/15/50	2.30%	AOYUAN HEALTHY LIFE GROUP CO	0.60%
WESTPAC BANKING CORP 5 PERP	2.00%	DBS GRP HOLDINGS	0.30%
BAHRAIN 6 ¼ 11/14/24	1.80%	VIPSHOP HOLDINGS LTD	0.20%

Source: Maybank Asset Management Sdn. Bhd.

Characteristics

Average Rating: BBB-

Source: Maybank Asset Management Sdn. Bhd.



The yield of the distributions are calculated based on the total dividend payout/ex-distribution NAV.

The term "Maybank AM" used herein refers to Maybank Asset Management. This Fund Fact Sheet ("FFS") is for informational purpose only. You should seek your own financial advice from a licensed adviser before investing in this Fund. Maybank AM does not make any representations or warranties of any kind express or implied, about the completeness, accuracy, reliability, suitability or availability with respect to the information contained herein.

Investors are advised to read and understand the contents of the Prospectus dated 28 November 2019 and the Fund's Product Highlights Sheets ("PHS") before investing. The Prospectus and PHS are available at our nearest representative offices and investors have the right to request for a copy of the Prospectus and PHS. The Prospectus has been registered with the Securities Commission Malaysia who takes no responsibility for its contents.

You should be aware that investments in unit trust funds carry risks. An outline of the risks are contained in the Prospectus. Unit prices and income distribution, if any, may rise or fall. Past performance of a fund is not indicative of future performance. Please consider the fees and charges involved before investing. Units will be issued upon receipt of completed application form accompanying the Prospectus and subject to terms and conditions therein.

In no event shall Maybank AM be liable for any loss or damages howsoever arising whether in contract, tort, negligence, strict liability or any other basis, including without limitation, direct or indirect, special, incidental, consequential or punitive damages arising i) from incompleteness, inaccuracy, unreliability, unsuitability or unavailability with respect to this FFS and/or reliance thereon; or ii) from reproduction or use of the information/copyright/trademark contained in the FFS.

SC's approval or authorisation, or the registration, lodgement or submission of the Prospectus/ Information Memorandum does not amount to nor indicate that the SC has recommended or endorsed the Fund or the Fund Fact Sheet.

FUND OBJECTIVE

The Maybank Flexi Income Fund - SGD (Hedged) Class ("MFIFSGDH" or "the Fund") is a fixed income fund that aims to outperform its benchmark by investing in a portfolio of fixed income securities, equities, real estate investment trusts ("REITs") and/or exchange-traded funds ("ETFs").

Any material change to the investment objective of the Fund would require Unit Holders' approval.

FUND INFORMATION

Fund Category

Fixed Income

Fund Type

Income

Launch Date

28-Nov-19

Inception Date

27-Dec-19

Benchmark

70% Maybank 12-month fixed deposits rate + 30% MSCI Asia Pacific Ex-Japan Index

NAV Per Unit

SGD 1.0106

Class Size

SGD 1.65 million

Total Fund Size (all classes)

RM 188.84 million

Distribution Policy

Subject to availability of income, distribution will be made on a quarterly basis. Distribution will be made from realised income and/or gain.

Initial Offer Price (IOP)

SGD 1.0000

Sales Charge

Up to 3.00% of the NAV per Unit

Redemption Charge

Nil

Annual Management Fee

Up to 1.50% per annum of the NAV of each Class

Annual Trustee Fee

Up to 0.04% per annum of the NAV of the Fund, (excluding foreign custodian fees and charges) accrued daily and paid monthly to the Manager

Min. Initial Investment

SGD1,000 or such other amount as may be decided by the Manager from time to time.

Min. Additional Investment

SGD100 or such other amount as may be decided by the Manager from time to time.

Cut-off time for injection / Withdrawal

4.00 p.m. on a Business Day as stated in Prospectus / Information Memorandum. Do note that times may differ from respective distributors.

Period of payment after withdrawal

Within 10 calendar days

Financial Year End

31-Aug

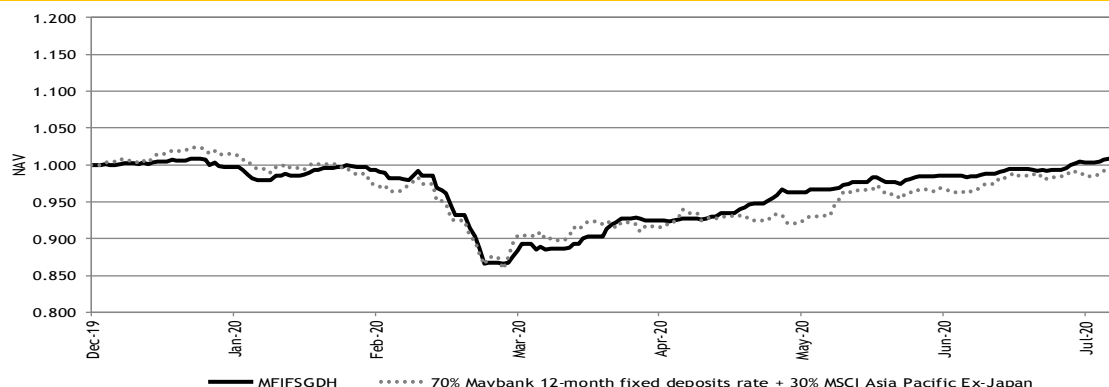
Portfolio Yield

4.48%

Portfolio Duration

6.36 years

Price Movement Chart as at 31-Jul-20



** NAV - NAV price from 27 Dec 19 - 31 Jul 20, income reinvested, calculated in SGD
** Inclusive of distribution since inception (if any)
Source: Novagni Analytics and Advisory Sdn. Bhd.


Performance (%) Return as at 31-Jul-20

Total Return	YTD	1 Mth	3 Mth	6 Mth	1 Yr	3 Yr	5 Yr	SI
Fund	1.07	2.66	8.94	3.21	-	-	-	0.99
Benchmark	-1.14	3.10	5.78	-0.10	-	-	-	-0.64

	Annualised Return			Calendar Year Return				
	3 Yr	5 Yr	SI	2019*	2018	2017	2016	2015
Fund	-	-	-	-0.08	-	-	-	-
Benchmark	-	-	-	0.51	-	-	-	-


*since commencement till 31 Dec 2019
Source: Novagni Analytics and Advisory Sdn. Bhd.

Asset Allocation as at 31-Jul-20



Source: Maybank Asset Management Sdn. Bhd.

Sector Allocation as at 31-Jul-20



Source: Maybank Asset Management Sdn. Bhd.

Total Portfolio Exposure as at 31-Jul-20

Fixed Income		Equities	
China	18.30%	China	4.70%
Indonesia	11.80%	Singapore	2.10%
Australia	9.60%	Hong Kong	0.60%
Europe	8.60%	Malaysia	0.10%
Middle East	8.40%	Philippines	0.10%
India	7.90%		<u>7.60%</u>
Singapore	7.70%		
Philippines	7.20%		
Thailand	3.50%		
	<u>83.00%</u>		

Source: Maybank Asset Management Sdn. Bhd.

Top 5 Holdings as at 31-Jul-20

Fixed Income	
AUSTRALIA & NEW ZEALAND BANKING GROUP 6.75 PERP	4.10%
DBS GROUP HOLDINGS LTD 3.3 PERP	2.50%
INDONESIA ASAHAN ALUMINIUM 5.8 05/15/50	2.30%
WESTPAC BANKING CORP 5 PERP	2.00%
BAHRAIN 6 ¼ 11/14/24	1.80%

Equities	
ALIBABA GROUP HOLDING-SP ADR	0.70%
TENCENT HOLDING LTD	0.60%
AOYUAN HEALTHY LIFE GROUP CO	0.60%
DBS GRP HOLDINGS	0.30%
VIPSHOP HOLDINGS LTD	0.20%

Source: Maybank Asset Management Sdn. Bhd.

Characteristics

Average Rating: BBB-

Source: Maybank Asset Management Sdn. Bhd.

The yield of the distributions are calculated based on the total dividend payout/ex-distribution NAV.

The term "Maybank AM" used herein refers to Maybank Asset Management. This Fund Fact Sheet ("FFS") is for informational purpose only. You should seek your own financial advice from a licensed adviser before investing in this Fund. Maybank AM does not make any representations or warranties of any kind express or implied, about the completeness, accuracy, reliability, suitability or availability with respect to the information contained herein.

Investors are advised to read and understand the contents of the Prospectus dated 28 November 2019 and the Fund's Product Highlights Sheets ("PHS") before investing. The Prospectus and PHS are available at our nearest representative offices and investors have the right to request for a copy of the Prospectus and PHS. The Prospectus has been registered with the Securities Commission Malaysia who takes no responsibility for its contents.

You should be aware that investments in unit trust funds carry risks. An outline of the risks are contained in the Prospectus. Unit prices and income distribution, if any, may rise or fall. Past performance of a fund is not indicative of future performance. Please consider the fees and charges involved before investing. Units will be issued upon receipt of completed application form accompanying the Prospectus and subject to terms and conditions therein.

In no event shall Maybank AM be liable for any loss or damages howsoever arising whether in contract, tort, negligence, strict liability or any other basis, including without limitation, direct or indirect, special, incidental, consequential or punitive damages arising i) from incompleteness, inaccuracy, unreliability, unsuitability or unavailability with respect to this FFS and/or reliance thereon; or ii) from reproduction or use of the information/copyright/trademark contained in the FFS.

SC's approval or authorisation, or the registration, lodgement or submission of the Prospectus/ Information Memorandum does not amount to nor indicate that the SC has recommended or endorsed the Fund or the Fund Fact Sheet.