

FUND OBJECTIVE

The Maybank Greater China Asean Equity-I - Class A (MYR) ("MGCE-I Class A" or "the Fund") is a Shariah-compliant equity fund that aims to achieve capital growth over the Long Term by investing in Shariah-compliant shares and/or other Shariah-compliant securities equivalent to shares.

Any material changes to the investment objective of the Fund would require Unit Holders' approval.



FUND INFORMATION

Fund Category
Equity (Shariah)

Fund Type
Growth

Launch Date
27-Apr-15

Benchmark
35% MSCI China Islamic Index + 15% MSCI Hong Kong Islamic Index + 50% MSCI AC Asean Islamic Index

NAV Per Unit
RM 1.1719

Class Size
RM 10.34 million

Total Fund Size (all classes)
RM 210.08 million (49.58 USD million)

Distribution Policy
Distribution, if any, is incidental and will be made from the realised income of the Fund.

Initial Offer Price (IOP)
RM1.0000

Sales Charge
Up to 5.00% of the NAV per Unit of the Class

Redemption Charge
Nil

Annual Management Fee
Up to 1.80% per annum of the NAV of the Class.

Annual Trustee Fee
Up to 0.05% per annum of the NAV of the Fund, subject to a maximum of RM150,000.00 per annum (excluding foreign custodian fees and charges)

Min. Initial Investment
RM 1000

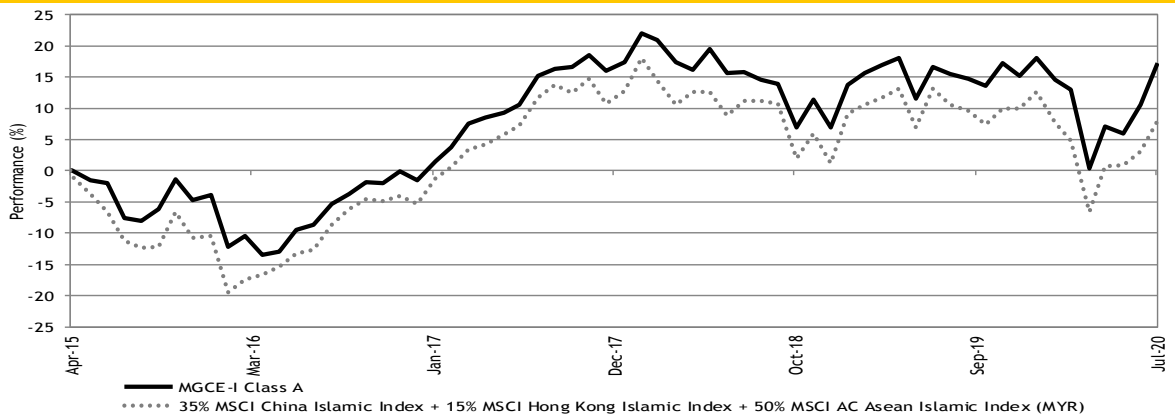
Min. Additional Investment
RM 100

Cut-off time for injection / Withdrawal
4.00 p.m. on a Business Day as stated in Prospectus / Information Memorandum. Do note that times may differ from respective distributors.

Period of payment after withdrawal
Within 7 Business Days

Financial Year End
30-Apr

Performance Record as at 31-Jul-20



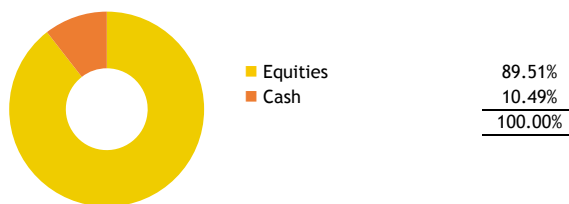
** Performance record from 27 April 15 - 31 Jul 20, income reinvested, calculated in MYR
** Inclusive of distribution since inception (if any)
Source: Novagmi Analytics and Advisory Sdn. Bhd.

Performance (%) Return as at 31-Jul-20

Total Return	YTD	1 Mth	3 Mth	6 Mth	1 Yr	3 Yr	5 Yr	SI	
Fund	-0.80	5.98	9.46	2.28	1.45	1.79	26.68	17.19	
Benchmark	-4.11	4.81	7.20	0.26	-2.29	-3.21	21.59	8.03	
		Annualised Return			Calendar Year Return				
		3 Yr	5 Yr	SI	2019	2018	2017	2016	2015*
Fund		0.59	4.84	3.06	10.51	-8.99	19.19	2.63	-3.98
Benchmark		-1.08	3.99	1.48	11.29	-10.24	19.10	5.61	-7.94

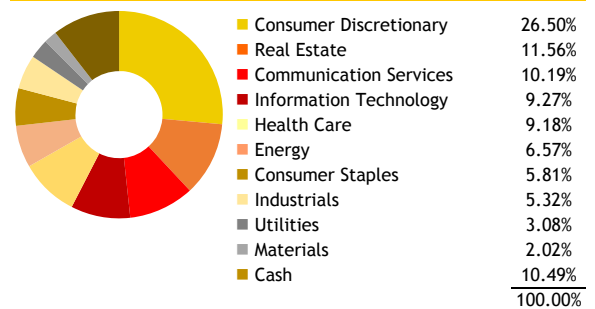
*since commencement till 31 Dec 2015
Source: Novagmi Analytics and Advisory Sdn. Bhd.

Asset Allocation as at 31-Jul-20



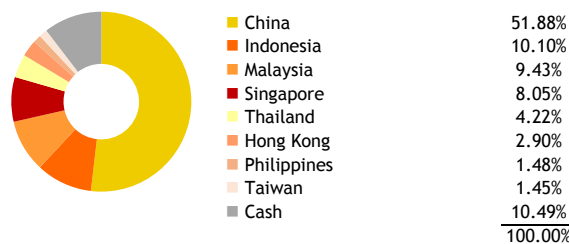
Source: Maybank Asset Management Sdn. Bhd.

Sector Allocation as at 31-Jul-20



Source: Maybank Asset Management Sdn. Bhd.

Country Allocation as at 31-Jul-20



Source: Maybank Asset Management Sdn. Bhd.

Top 10 Holdings as at 31-Jul-20

ALIBABA GROUP HOLDING LIMITED	11.16%
LUXSHARE PRECISION INDUSTR-A	5.38%
JD.COM INC - CL A	5.08%
CSPC PHARMACEUTICAL GROUP LTD	4.37%
MIDEA GROUP CO LTD	3.15%
KOSSAN RUBBER INDUSTRIES BHD	3.10%
TELEKOMUNIKASI INDONESIA PERSERO TBK	3.02%
SINGAPORE TELECOMMUNICATIONS LTD	2.59%
CHINA NEW HIGHER EDUCATION GROUP LIMITED	2.39%
LONGFOR PROPERTIES CO LTD	2.32%

Source: Maybank Asset Management Sdn. Bhd.

The yield of the distributions are calculated based on the total dividend payout/ex-distribution NAV.

Based on the fund's portfolio returns as at 31 July 2020, the Volatility Factor (VF) for this fund is 12.62 and is classified as "Moderate". (Source: Lipper). "Moderate" includes funds with VF that are above 9.55 and less than or equal to 12.8 (source: Lipper). The VF means there is a possibility for the fund in generating an upside return or downside return around this VF. The Volatility Class (VC) is assigned by Lipper based on quintile ranks of VF for qualified funds. VF is subject to monthly revision and VC will be revised every six months. The fund's portfolio may have changed since this date and there is no guarantee that the fund will continue to have the same VF or VC in the future. Presently, only funds launched in the market for at least 36 months will display the VF and its VC.

The term "Maybank AM" used herein refers to Maybank Asset Management. This Fund Fact Sheet ("FFS") is for informational purpose only. You should seek your own financial advice from a licensed adviser before investing in this Fund. Maybank AM does not make any representations or warranties of any kind express or implied, about the completeness, accuracy, reliability, suitability or availability with respect to the information contained herein.

Investors are advised to read and understand the contents of the Prospectus dated 26 June 2018, the First Supplementary Prospectus dated 30 April 2019 and the Fund's Product Highlights Sheets ("PHS") before investing. The Prospectus and PHS are available at our nearest representative offices and investors have the right to request for a copy of the Prospectus and PHS. The Prospectus have been registered with the Securities Commission Malaysia who takes no responsibility for its contents.

You should be aware that investments in unit trust funds carry risks. An outline of the risks are contained in the Prospectus. Unit prices and income distribution, if any, may rise or fall. Past performance of a fund is not indicative of future performance. Please consider the fees and charges involved before investing. Units will be issued upon receipt of completed application form accompanying the Prospectus and subject to terms and conditions therein.

In no event shall Maybank AM be liable for any loss or damages howsoever arising whether in contract, tort, negligence, strict liability or any other basis, including without limitation, direct or indirect, special, incidental, consequential or punitive damages arising i) from incompleteness, inaccuracy, unreliability, unsuitability or unavailability with respect to this FFS and/or reliance thereon; or ii) from reproduction or use of the information/copyright/trademark contained in the FFS.

SC's approval or authorisation, or the registration, lodgement or submission of the Prospectus/ Information Memorandum does not amount to nor indicate that the SC has recommended or endorsed the Fund or the Fund Fact Sheet.

FUND OBJECTIVE

The Maybank Greater China Asean Equity-I - Class B (USD) ("MGCE-I Class B" or "the Fund") is a Shariah-compliant equity fund that aims to achieve capital growth over the Long Term by investing in Shariah-compliant shares and/or other Shariah-compliant securities equivalent to shares.

Any material changes to the investment objective of the Fund would require Unit Holders' approval.



FUND INFORMATION

Fund Category
Equity (Shariah)

Fund Type
Growth

Launch Date
27-Apr-15

Benchmark
35% MSCI China Islamic Index + 15% MSCI Hong Kong Islamic Index + 50% MSCI MSCI AC Asean Islamic Index

NAV Per Unit
USD 1.0128

Class Size
USD 1.09 million

Total Fund Size (all classes)
RM 210.08 million (49.58 USD million)

Distribution Policy
Distribution, if any, is incidental and will be made from the realised income of the Fund.

Initial Offer Price (IOP)
USD 1.0000

Sales Charge
Up to 5.00% of the NAV per Unit of the Class

Redemption Charge
Nil

Annual Management Fee
Up to 1.50% per annum of the NAV of the Class.

Annual Trustee Fee
Up to 0.05% per annum of the NAV of the Fund, subject to a maximum of RM150,000.00 per annum (excluding foreign custodian fees and charges)

Min. Initial Investment
USD 1000

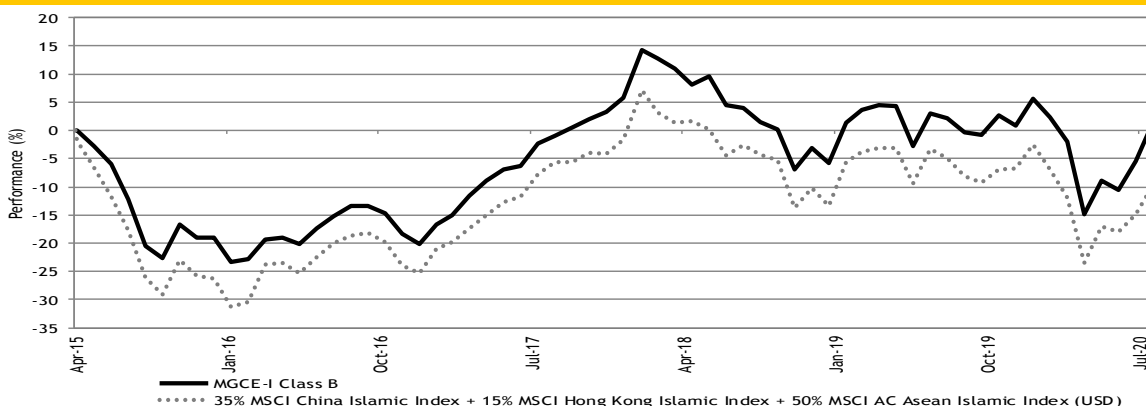
Min. Additional Investment
USD 100

Cut-off time for injection / Withdrawal
4.00 p.m. on a Business Day as stated in Prospectus / Information Memorandum. Do note that times may differ from respective distributors.

Period of payment after withdrawal
Within 7 Business Days

Financial Year End
30-Apr

Performance Record as at 31-Jul-20



** Performance record from 27 April 15 - 31 Jul 20, income reinvested, calculated in USD
** Inclusive of distribution since inception (if any)
Source: Novagani Analytics and Advisory Sdn. Bhd.

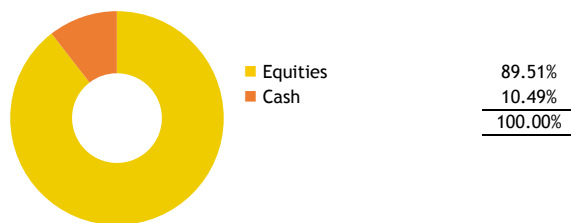
Performance (%) Return as at 31-Jul-20

Total Return	YTD	1 Mth	3 Mth	6 Mth	1 Yr	3 Yr	5 Yr	SI
Fund	-4.08	7.08	11.16	-0.95	-0.91	3.60	15.34	1.28
Benchmark	-7.48	5.92	8.68	-3.13	-5.03	-2.25	9.62	-9.79

	Annualised Return			Calendar Year Return				
	3 Yr	5 Yr	SI	2019	2018	2017	2016	2015*
Fund	1.19	2.90	0.24	12.03	-10.90	32.42	-1.44	-18.95
Benchmark	-0.76	1.85	-1.94	12.48	-11.81	31.58	1.31	-23.79

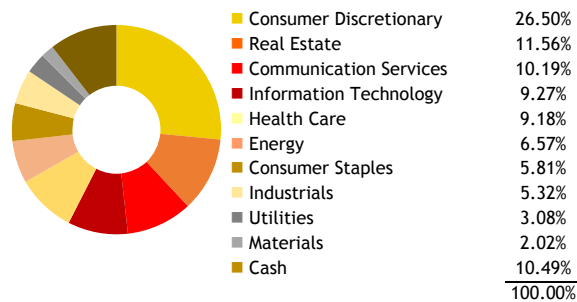
*since commencement till 31 Dec 2015
Source: Novagani Analytics and Advisory Sdn. Bhd.

Asset Allocation as at 31-Jul-20



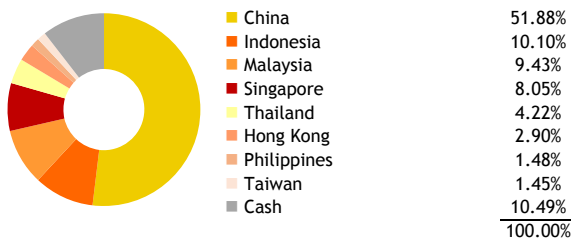
Source: Maybank Asset Management Sdn. Bhd.

Sector Allocation as at 31-Jul-20



Source: Maybank Asset Management Sdn. Bhd.

Country Allocation as at 31-Jul-20



Source: Maybank Asset Management Sdn. Bhd.

Top 10 Holdings as at 31-Jul-20

ALIBABA GROUP HOLDING LIMITED	11.16%
LUXSHARE PRECISION INDUSTR-A	5.38%
JD.COM INC - CL A	5.08%
CSPC PHARMACEUTICAL GROUP LTD	4.37%
MIDEA GROUP CO LTD	3.15%
KOSSAN RUBBER INDUSTRIES BHD	3.10%
TELEKOMUNIKASI INDONESIA PERSERO TBK	3.02%
SINGAPORE TELECOMMUNICATIONS LTD	2.59%
CHINA NEW HIGHER EDUCATION GROUP LIMITED	2.39%
LONGFOR PROPERTIES CO LTD	2.32%

Source: Maybank Asset Management Sdn. Bhd.

The yield of the distributions are calculated based on the total dividend payout/ex-distribution NAV.

Based on the fund's portfolio returns as at 31 July 2020, the Volatility Factor (VF) for this fund is 15.39 and is classified as "Very High". (Source: Lipper). "Very High" includes funds with VF that are above 15.38 (source: Lipper). The VF means there is a possibility for the fund in generating an upside return or downside return around this VF. The Volatility Class (VC) is assigned by Lipper based on quintile ranks of VF for qualified funds. VF is subject to monthly revision and VC will be revised every six months. The fund's portfolio may have changed since this date and there is no guarantee that the fund will continue to have the same VF or VC in the future. Presently, only funds launched in the market for at least 36 months will display the VF and its VC.

The term "Maybank AM" used herein refers to Maybank Asset Management. This Fund Fact Sheet ("FFS") is for informational purpose only. You should seek your own financial advice from a licensed adviser before investing in this Fund. Maybank AM does not make any representations or warranties of any kind express or implied, about the completeness, accuracy, reliability, suitability or availability with respect to the information contained herein.

Investors are advised to read and understand the contents of the Prospectus dated 26 June 2018, the First Supplementary Prospectus dated 30 April 2019 and the Fund's Product Highlights Sheets ("PHS") before investing. The Prospectus and PHS are available at our nearest representative offices and investors have the right to request for a copy of the Prospectus and PHS. The Prospectus have been registered with the Securities Commission Malaysia who takes no responsibility for its contents.

You should be aware that investments in unit trust funds carry risks. An outline of the risks are contained in the Prospectus. Unit prices and income distribution, if any, may rise or fall. Past performance of a fund is not indicative of future performance. Please consider the fees and charges involved before investing. Units will be issued upon receipt of completed application form accompanying the Prospectus and subject to terms and conditions therein.

In no event shall Maybank AM be liable for any loss or damages howsoever arising whether in contract, tort, negligence, strict liability or any other basis, including without limitation, direct or indirect, special, incidental, consequential or punitive damages arising i) from incompleteness, inaccuracy, unreliability, unsuitability or unavailability with respect to this FFS and/or reliance thereon; or ii) from reproduction or use of the information/copyright/trademark contained in the FFS.

SC's approval or authorisation, or the registration, lodgement or submission of the Prospectus/ Information Memorandum does not amount to nor indicate that the SC has recommended or endorsed the Fund or the Fund Fact Sheet.

FUND OBJECTIVE

The Maybank Greater China Asean Equity-I - Class C (USD) ("MGCE-I Class C" or "the Fund") is a Shariah-compliant equity fund that aims to achieve capital growth over the Long Term by investing in Shariah-compliant shares and/or other Shariah-compliant securities equivalent to shares.

Any material changes to the investment objective of the Fund would require Unit Holders' approval.



FUND INFORMATION

Fund Category
Equity (Shariah)

Fund Type
Growth

Launch Date
27-Apr-15

Benchmark
35% MSCI China Islamic Index + 15% MSCI Hong Kong Islamic Index + 50% MSCI AC Asean Islamic Index

NAV Per Unit
USD 1.0627

Class Size
USD 46.01 million

Total Fund Size (all classes)
RM 210.08 million (49.58 USD million)

Distribution Policy
Distribution, if any, is incidental and will be made from the realised income of the Fund.

Initial Offer Price (IOP)
USD 1.0000

Sales Charge
Nil

Redemption Charge
Nil

Annual Management Fee
Up to 0.75% per annum of the NAV of the Class.

Annual Trustee Fee
Up to 0.05% per annum of the NAV of the Fund, subject to a maximum of RM150,000.00 per annum (excluding foreign custodian fees and charges)

Min. Initial Investment
USD 1,000,000

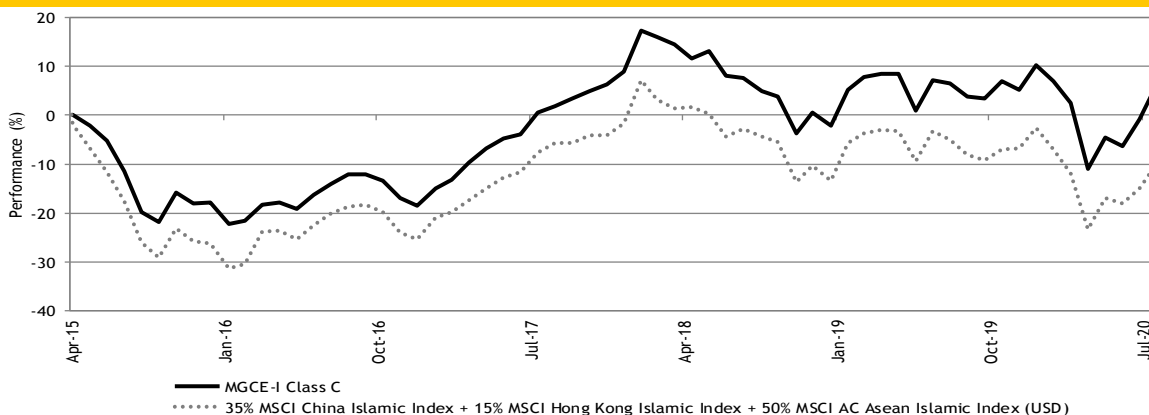
Min. Additional Investment
USD 10,000

Cut-off time for injection / Withdrawal
4.00 p.m. on a Business Day as stated in Prospectus / Information Memorandum. Do note that times may differ from respective distributors.

Period of payment after withdrawal
Within 7 Business Days

Financial Year End
30-Apr

Performance Record as at 31-Jul-20



** Performance record from 27 April 15 - 31 Jul 20, income reinvested, calculated in USD
** Inclusive of distribution since inception (if any)
Source: Novagani Analytics and Advisory Sdn. Bhd.

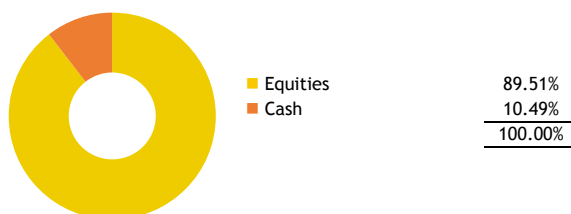
Performance (%) Return as at 31-Jul-20

Total Return	YTD	1 Mth	3 Mth	6 Mth	1 Yr	3 Yr	5 Yr	SI
Fund	-3.70	7.15	11.37	-0.62	-0.21	5.79	20.02	6.27
Benchmark	-7.48	5.92	8.68	-3.13	-5.03	-2.25	9.62	-9.79

	Annualised Return			Calendar Year Return				
	3 Yr	5 Yr	SI	2019	2018	2017	2016	2015*
Fund	1.90	3.72	1.16	12.80	-10.22	33.67	-0.73	-17.88
Benchmark	-0.76	1.85	-1.94	12.48	-11.81	31.58	1.31	-23.79

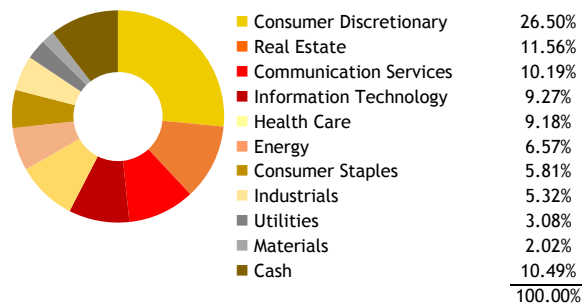
*since commencement till 31 Dec 2015
Source: Novagani Analytics and Advisory Sdn. Bhd.

Asset Allocation as at 31-Jul-20



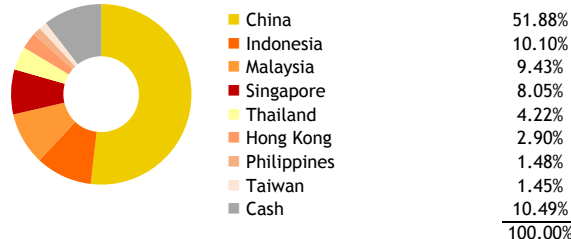
Source: Maybank Asset Management Sdn. Bhd.

Sector Allocation as at 31-Jul-20



Source: Maybank Asset Management Sdn. Bhd.

Country Allocation as at 31-Jul-20



Source: Maybank Asset Management Sdn. Bhd.

Top 10 Holdings as at 31-Jul-20

ALIBABA GROUP HOLDING LIMITED	11.16%
LUXSHARE PRECISION INDUSTR-A	5.38%
JD.COM INC - CL A	5.08%
CSPC PHARMACEUTICAL GROUP LTD	4.37%
MIDEA GROUP CO LTD	3.15%
KOSSAN RUBBER INDUSTRIES BHD	3.10%
TELEKOMUNIKASI INDONESIA PERSERO TBK	3.02%
SINGAPORE TELECOMMUNICATIONS LTD	2.59%
CHINA NEW HIGHER EDUCATION GROUP LIMITED	2.39%
LONGFOR PROPERTIES CO LTD	2.32%

Source: Maybank Asset Management Sdn. Bhd.

The yield of the distributions are calculated based on the total dividend payout/ex-distribution NAV.

Based on the fund's portfolio returns as at 31 July 2020, the Volatility Factor (VF) for this fund is 15.37 and is classified as "High". (Source: Lipper). "High" includes funds with VF that are above 12.8 and less than or equal to 15.38 (source: Lipper). The VF means there is a possibility for the fund in generating an upside return or downside return around this VF. The Volatility Class (VC) is assigned by Lipper based on quintile ranks of VF for qualified funds. VF is subject to monthly revision and VC will be revised every six months. The fund's portfolio may have changed since this date and there is no guarantee that the fund will continue to have the same VF or VC in the future. Presently, only funds launched in the market for at least 36 months will display the VF and its VC.

The term "Maybank AM" used herein refers to Maybank Asset Management. This Fund Fact Sheet ("FFS") is for informational purpose only. You should seek your own financial advice from a licensed adviser before investing in this Fund. Maybank AM does not make any representations or warranties of any kind express or implied, about the completeness, accuracy, reliability, suitability or availability with respect to the information contained herein.

Investors are advised to read and understand the contents of the Prospectus dated 26 June 2018, the First Supplementary Prospectus dated 30 April 2019 and the Fund's Product Highlights Sheets ("PHS") before investing. The Prospectus and PHS are available at our nearest representative offices and investors have the right to request for a copy of the Prospectus and PHS. The Prospectus have been registered with the Securities Commission Malaysia who takes no responsibility for its contents.

You should be aware that investments in unit trust funds carry risks. An outline of the risks are contained in the Prospectus. Unit prices and income distribution, if any, may rise or fall. Past performance of a fund is not indicative of future performance. Please consider the fees and charges involved before investing. Units will be issued upon receipt of completed application form accompanying the Prospectus and subject to terms and conditions therein.

In no event shall Maybank AM be liable for any loss or damages howsoever arising whether in contract, tort, negligence, strict liability or any other basis, including without limitation, direct or indirect, special, incidental, consequential or punitive damages arising i) from incompleteness, inaccuracy, unreliability, unsuitability or unavailability with respect to this FFS and/or reliance thereon; or ii) from reproduction or use of the information/copyright/trademark contained in the FFS.

SC's approval or authorisation, or the registration, lodgement or submission of the Prospectus/ Information Memorandum does not amount to nor indicate that the SC has recommended or endorsed the Fund or the Fund Fact Sheet.

FUND OBJECTIVE

The Maybank Greater China Asean Equity-I - Class D (USD) ("MGCE-I Class D" or "the Fund") is a Shariah-compliant equity fund that aims to achieve capital growth over the Long Term by investing in Shariah-compliant shares and/or other Shariah-compliant securities equivalent to shares.

Any material changes to the investment objective of the Fund would require Unit Holders' approval.

FUND INFORMATION

Fund Category
Equity (Shariah)

Fund Type
Growth

Launch Date
26-Jun-18

Benchmark
35% MSCI China Islamic Index + 15% MSCI Hong Kong Islamic Index + 50% MSCI AC Asean Islamic Index

NAV Per Unit
USD 1.0068

Class Size
USD 1,005.98

Total Fund Size (all classes)
RM 210.08 million (49.58 USD million)

Distribution Policy
Distribution, if any, is incidental and will be made from the realised income of the Fund.

Initial Offer Price (IOP)
USD 1.0000

Sales Charge
Nil

Redemption Charge
Nil

Annual Management Fee
Nil

Annual Trustee Fee
Up to 0.05% per annum of the NAV of the Fund, subject to a maximum of RM150,000.00 per annum (excluding foreign custodian fees and charges)

Min. Initial Investment
USD 1,000,000

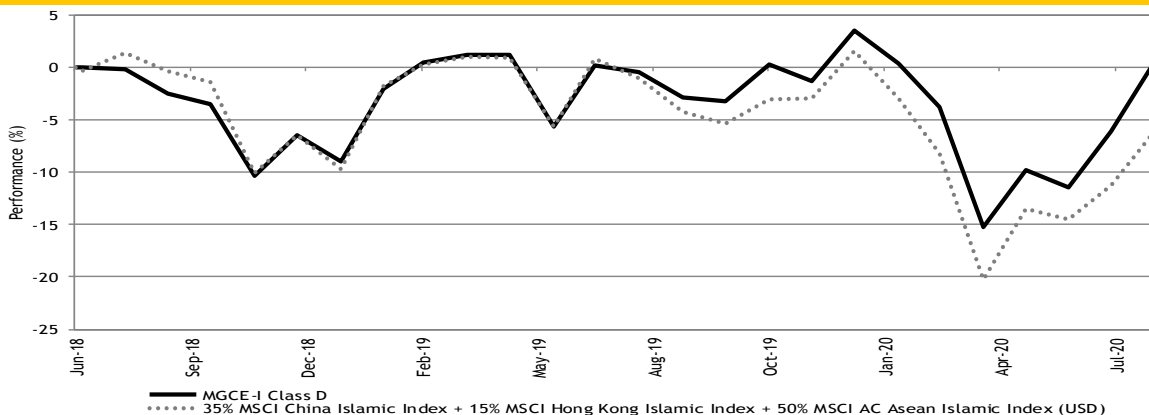
Min. Additional Investment
USD 10,000

Cut-off time for injection / Withdrawal
4.00 p.m. on a Business Day as stated in Prospectus / Information Memorandum. Do note that times may differ from respective distributors.

Period of payment after withdrawal
Within 7 Business Days

Financial Year End
30-Apr

Performance Record as at 31-Jul-20



** Performance record from 26 June 18 - 31 Jul 20, income reinvested, calculated in USD
** Inclusive of distribution since inception (if any)
Source: Novagmi Analytics and Advisory Sdn. Bhd.


Performance (%) Return as at 31-Jul-20

Total Return	YTD	1 Mth	3 Mth	6 Mth	1 Yr	3 Yr	5 Yr	SI
Fund	-2.71	7.22	11.59	0.34	1.14	-	-	0.68
Benchmark	-7.48	5.92	8.68	-3.13	-5.03	-	-	-6.01

	Annualised Return			Calendar Year Return				
	3 Yr	5 Yr	SI	2019	2018*	2017	2016	2015
Fund	-	-	0.32	13.64	-8.94	-	-	-
Benchmark	-	-	-2.91	12.48	-10.06	-	-	-

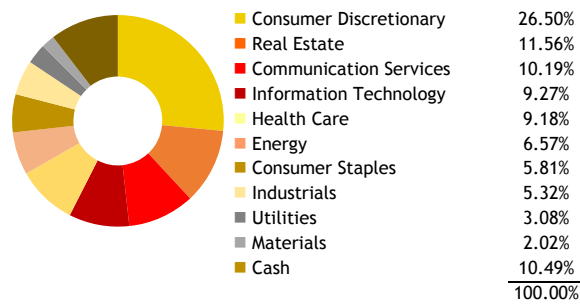
*since commencement till 31 Dec 2018
Source: Novagmi Analytics and Advisory Sdn. Bhd.

Asset Allocation as at 31-Jul-20



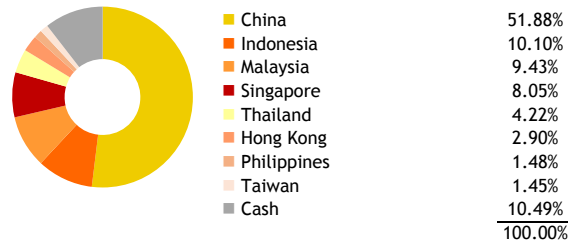
Source: Maybank Asset Management Sdn. Bhd.

Sector Allocation as at 31-Jul-20



Source: Maybank Asset Management Sdn. Bhd.

Country Allocation as at 31-Jul-20



Source: Maybank Asset Management Sdn. Bhd.

Top 10 Holdings as at 31-Jul-20

ALIBABA GROUP HOLDING LIMITED	11.16%
LUXSHARE PRECISION INDUSTR-A	5.38%
JD.COM INC - CL A	5.08%
CSPC PHARMACEUTICAL GROUP LTD	4.37%
MIDEA GROUP CO LTD	3.15%
KOSSAN RUBBER INDUSTRIES BHD	3.10%
TELEKOMUNIKASI INDONESIA PERSERO TBK	3.02%
SINGAPORE TELECOMMUNICATIONS LTD	2.59%
CHINA NEW HIGHER EDUCATION GROUP LIMITED	2.39%
LONGFOR PROPERTIES CO LTD	2.32%

Source: Maybank Asset Management Sdn. Bhd.

The yield of the distributions are calculated based on the total dividend payout/ex-distribution NAV.

The term "Maybank AM" used herein refers to Maybank Asset Management. This Fund Fact Sheet ("FFS") is for informational purpose only. You should seek your own financial advice from a licensed adviser before investing in this Fund. Maybank AM does not make any representations or warranties of any kind express or implied, about the completeness, accuracy, reliability, suitability or availability with respect to the information contained herein.

Investors are advised to read and understand the contents of the Prospectus dated 26 June 2018, the First Supplementary Prospectus dated 30 April 2019 and the Fund's Product Highlights Sheets ("PHS") before investing. The Prospectus and PHS are available at our nearest representative offices and investors have the right to request for a copy of the Prospectus and PHS. The Prospectus have been registered with the Securities Commission Malaysia who takes no responsibility for its contents.

You should be aware that investments in unit trust funds carry risks. An outline of the risks are contained in the Prospectus. Unit prices and income distribution, if any, may rise or fall. Past performance of a fund is not indicative of future performance. Please consider the fees and charges involved before investing. Units will be issued upon receipt of completed application form accompanying the Prospectus and subject to terms and conditions therein.

In no event shall Maybank AM be liable for any loss or damages howsoever arising whether in contract, tort, negligence, strict liability or any other basis, including without limitation, direct or indirect, special, incidental, consequential or punitive damages arising i) from incompleteness, inaccuracy, unreliability, unsuitability or unavailability with respect to this FFS and/or reliance thereon; or ii) from reproduction or use of the information/copyright/trademark contained in the FFS.

SC's approval or authorisation, or the registration, lodgement or submission of the Prospectus/ Information Memorandum does not amount to nor indicate that the SC has recommended or endorsed the Fund or the Fund Fact Sheet.