

**FUND OBJECTIVE**

The Maybank Financial Institutions Income Asia Fund ("MFIINA" or "the Fund") is a wholesale fixed income fund aims to provide Unit Holders income\* through investing in a portfolio of Fixed Income Securities issued by financial institutions.

\*Income could be in the form of cash or Units.



**FUND INFORMATION**

**Fund Category**

Fixed Income

**Fund Type**

Income

**Launch Date**

26-Aug-14

**Benchmark**

12-month Maybank Fixed Deposit rate + 1.5% per annum

**NAV Per Unit**

RM 1.0551

**Fund Size**

RM 67.24 million

**Distribution Policy**

Semi-annual basis, subject to the availability of income.

**Initial Offer Price (IOP)**

RM1.0000

**Sales Charge**

Up to 3.00% of the NAV per Unit of the Fund

**Redemption Charge**

Nil

**Annual Management Fee**

Up to 1.00% per annum of the NAV of the Fund

**Annual Trustee Fee**

Up to 0.04% per annum of the NAV of the Fund, subject to a minimum fee of RM15,000.00 per annum and a maximum fee of RM150,000.00 per annum

**Min. Initial Investment**

RM10,000.00 or such other amount as may be decided by the Manager from time to time.

**Min. Additional Investment**

RM1,000.00 or such other amount as may be decided by the Manager from time to time.

**Cut-off time for injection / Withdrawal**

4.00 p.m. on a Business Day as stated in Prospectus / Information Memorandum. Do note that times may differ from respective distributors.

**Period of payment after withdrawal**

Within 10 calendar days

**Financial Year End**

31-May

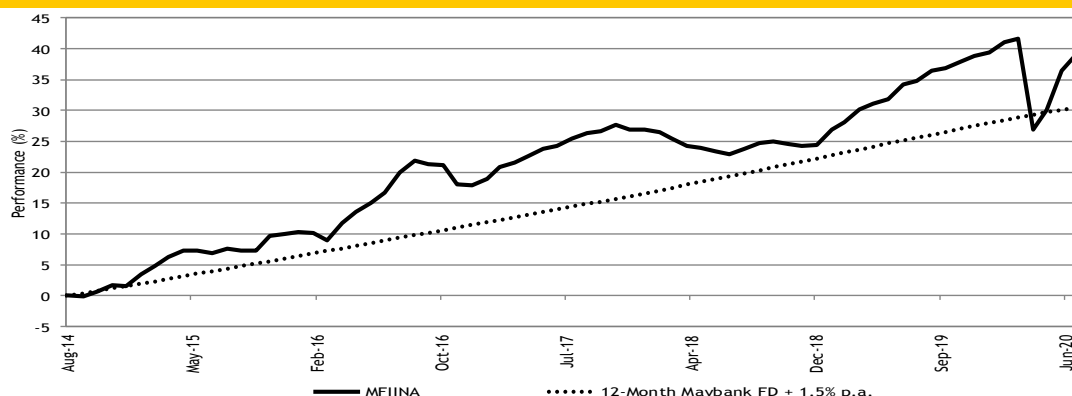
**Portfolio Yield**

4.64%

**Portfolio Duration**

2.66 years

**Performance Record as at 30-Jun-20**



\*\* Performance record from 26 August 14 - 30 Jun 20, income reinvested, calculated in MYR  
\*\* Inclusive of distribution since inception (if any)  
Source: Novagmi Analytics and Advisory Sdn. Bhd.

**Performance (%) Return as at 30-Jun-20**

Total Return	YTD	1 Mth	3 Mth	6 Mth	1 Yr	3 Yr	5 Yr	SI
Fund	-0.35	1.88	9.46	-0.35	3.60	11.78	30.01	38.98
Benchmark	1.98	0.29	0.92	1.98	4.31	14.50	25.51	30.49

	Annualised Return			Calendar Year Return				
	3 Yr	5 Yr	SI	2019	2018	2017	2016	2015
Fund	3.78	5.39	5.79	12.12	-2.05	7.69	6.91	8.61
Benchmark	4.62	4.65	4.66	4.68	4.85	4.60	4.70	4.80


Source: Novagmi Analytics and Advisory Sdn. Bhd.

**Income Distribution History**

Date	Gross (sen)	Yield (%)	Total yield (%)
29/05/2020	2.00	-	1.93
2019	6.00	-	5.75
2018	4.00	-	3.95
2017	5.50	-	5.15
2016	9.00	-	8.67

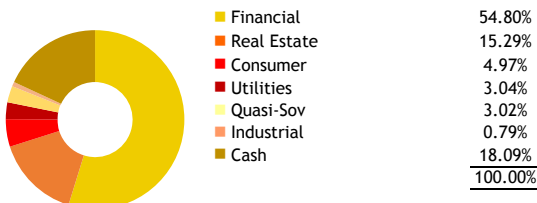
Source: Maybank Asset Management Sdn. Bhd.

**Asset Allocation as at 30-Jun-20**



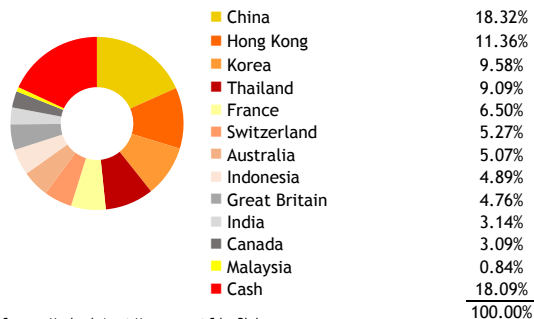
Source: Maybank Asset Management Sdn. Bhd.

**Sector Allocation as at 30-Jun-20**



Source: Maybank Asset Management Sdn. Bhd.

**Country Allocation as at 30-Jun-20**



Source: Maybank Asset Management Sdn. Bhd.

**Top 10 Holdings as at 30-Jun-20**

BNP PARIBAS SA 6.625% PERP 25.03.2024	6.47%
WANDA PROPERTIES OVERSEAS LTD 6.95% 05.12.2022	6.21%
TMB BANK PCL 4.90% PERP 02.12.2024	5.89%
MACQUARIE BANK LONDON 6.125% 8/3/2027	5.06%
BANK OF EAST ASIA LTD 5.625% 18.05.2022 PERP FRN MTN	4.98%
HUARONG FINANCE 2017 CO LTD 4.75% 27/04/2027	3.42%
BUSAN BANK 3.625 25/07/2026 MTN	3.34%
MINOR INTERNATIONAL PCL 4.661% 04/12/2021	3.25%
CIFI HOLDINGS GROUP 6.45% 7/11/2024 CALL 2022	3.23%
HUARONG FINANCE 3.75% 27/04/2022	3.23%

Source: Maybank Asset Management Sdn. Bhd.

**Credit Ratings as at 30-Jun-20**

A	3.11%
BBB	40.72%
BB	38.08%
	<u>81.91%</u>

Source: Maybank Asset Management Sdn. Bhd.



The yield of the distributions are calculated based on the total dividend payout/ex-distribution NAV.

Based on the fund's portfolio returns as at 30 June 2020, the Volatility Factor (VF) for this fund is 7.29 and is classified as "Low". (Source: Lipper). "Low" includes funds with VF that are above 3.295 and less than or equal to 9.495 (source: Lipper). The VF means there is a possibility for the fund in generating an upside return or downside return around this VF. The Volatility Class (VC) is assigned by Lipper based on quintile ranks of VF for qualified funds. VF is subject to monthly revision and VC will be revised every six months. The fund's portfolio may have changed since this date and there is no guarantee that the fund will continue to have the same VF or VC in the future. Presently, only funds launched in the market for at least 36 months will display the VF and its VC.

The term "Maybank AM" used herein refers to Maybank Asset Management. This Fund Fact Sheet ("FFS") is for informational purpose only. You should seek your own financial advice from a licensed adviser before investing in this Fund. Maybank AM does not make any representations or warranties of any kind express or implied, about the completeness, accuracy, reliability, suitability or availability with respect to the information contained herein.

Investors are advised to read and understand the contents of the Master Information Memorandum dated 4 November 2016, the First Supplementary Master Information Memorandum dated 17 March 2017, the Second Supplementary Master Information Memorandum dated 17 July 2018, the Third Supplementary Master Information Memorandum dated 1 April 2019, the Fourth Supplementary Master Information Memorandum dated 22 April 2020 and the Fund's Product Highlights Sheets ("PHS") before investing. The Information Memorandums and PHS are available at our nearest representative offices and investors have the right to request for a copy of the Information Memorandums and PHS. The Information Memorandums have been registered with the Securities Commission Malaysia who takes no responsibility for its contents.

You should be aware that investments in unit trust funds carry risks. An outline of the risks are contained in the Information Memorandums. Unit prices and income distribution, if any, may rise or fall. Past performance of a fund is not indicative of future performance. Please consider the fees and charges involved before investing. Units will be issued upon receipt of completed application form accompanying the Information Memorandums and subject to terms and conditions therein.

In no event shall Maybank AM be liable for any loss or damages howsoever arising whether in contract, tort, negligence, strict liability or any other basis, including without limitation, direct or indirect, special, incidental, consequential or punitive damages arising i) from incompleteness, inaccuracy, unreliability, unsuitability or unavailability with respect to this FFS and/or reliance thereon; or ii) from reproduction or use of the information/copyright/trademark contained in the FFS.

SC's approval or authorisation, or the registration, lodgement or submission of the Prospectus/ Information Memorandum does not amount to nor indicate that the SC has recommended or endorsed the Fund or the Fund Fact Sheet.