

FUND OBJECTIVE

The Maybank Malaysia Income-I Fund A-MYR ("MMIAMYR" or "the Fund") is a sukuk (shariah) fund that aims to provide a steady appreciation of the NAV of the Fund with a regular flow of income¹ through investments in Sukuk.

Any material change to the investment objective of the Fund would require Unit Holders' approval.

¹ Distribution of income, if any, is through reinvestment of Units into the Unit Holder's account.

FUND INFORMATION

Fund Category

Sukuk (Shariah)

Fund Type

Income

Launch Date

27-Apr-04

Benchmark

Maybank 12-months GIA-i tier 1 rate

NAV Per Unit

RM 0.6212

Class Size

RM 44.31 million

Total Fund Size (all classes)

RM 84.04 million

Distribution Policy

Income distribution (if any) is declared at the end of the financial year of the Classes of the Fund or for any specified period at the Manager's discretion, subject to Trustee's approval. Distribution will be made from realised income and realised gains of the Fund.

Initial Offer Price (IOP)

RM 0.5000

Sales Charge

Up to 2.00% of the NAV per Unit of the Class

Redemption Charge

Nil

Annual Management Fee

Profit sharing scheme with the investors of the Class in the ratio of 15:85 of net investment income
Note: The annual management fee will be changed from based on profit sharing scheme to up to 1.00% of the NAV of the respective Classes with effect from 18 January 2020.

Annual Trustee Fee

Up to 0.07% per annum of the NAV of the Class, (before deducting annual management fee and annual trustee fee for the day) accrued daily, subject to a minimum fee of RM18,000 per annum.

Min. Initial Investment

RM1,000

Min. Additional Investment

RM500

Cut-off time for injection / Withdrawal

4.00 p.m. on a Business Day as stated in Prospectus / Information Memorandum. Do note that times may differ from respective distributors.

Period of payment after withdrawal

Within 10 calendar days

Financial Year End

31-May

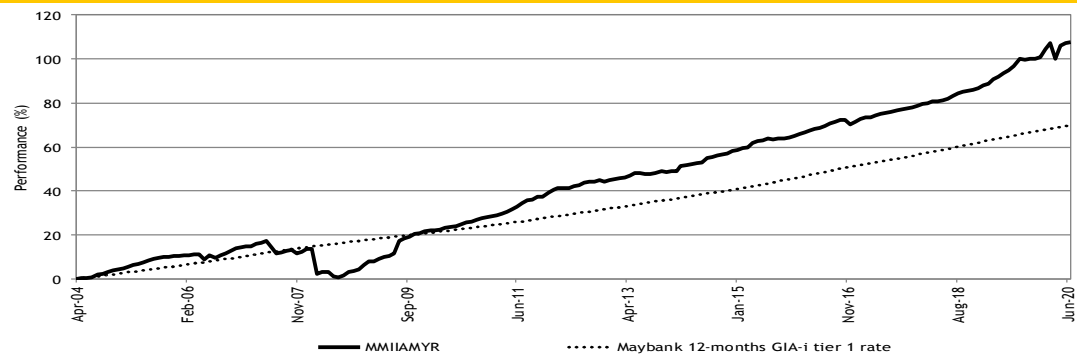
Portfolio Yield

3.79%

Portfolio Duration

4.53 years

Performance Record as at 30-Jun-20



** Performance record from 27 Apr 04 - 30 Jun 20, income reinvested, calculated in MYR
* Inclusive of distribution since inception (if any)
Source: Novagmi Analytics and Advisory Sdn. Bhd.

Performance (%) Return as at 30-Jun-20

Total Return	YTD	1 Mth	3 Mth	6 Mth	1 Yr	3 Yr	5 Yr	SI	
Fund	3.44	0.19	3.87	3.44	6.55	18.35	27.44	107.80	
Benchmark	1.39	0.19	0.62	1.39	3.08	10.36	18.84	69.89	
		Annualised Return			Calendar Year Return				
		3 Yr	5 Yr	SI	2019	2018	2017	2016	2015
Fund		5.78	4.97	4.62	7.45	4.53	4.21	3.84	4.45
Benchmark		3.34	3.51	3.33	3.42	3.57	3.34	3.82	3.65

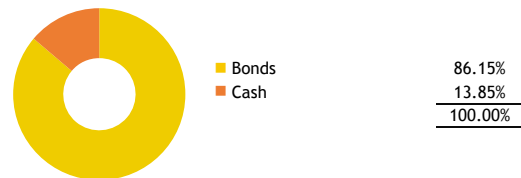
Source: Novagmi Analytics and Advisory Sdn. Bhd.

Income Distribution History

Date	Gross (sen)	Yield (%)	Total yield (%)
29/05/2020	3.25	5.24	5.24
01/07/2019	2.40	3.92	3.92
31/05/2018	1.50	2.53	2.53
31/05/2017	1.50	2.56	2.56
31/05/2016	2.33	4.02	4.02

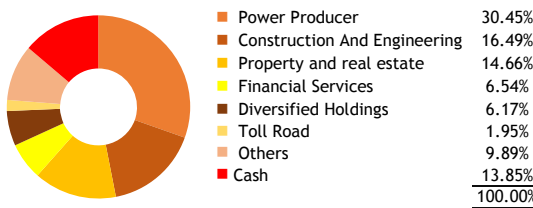
Source: Maybank Asset Management Sdn. Bhd.

Asset Allocation as at 30-Jun-20



Source: Maybank Asset Management Sdn. Bhd.

Sector Allocation as at 30-Jun-20



Source: Maybank Asset Management Sdn. Bhd.

Top 10 Holdings as at 30-Jun-20

MMC CORP IMTN 5.700% 24.03.2028	8.39%
TENAGA IMTN 27.08.2038	6.87%
YTL POWER IMTN 5.050% 03.05.2027	6.08%
TAQA IMTN 4.650% 03/03/2022	6.07%
AZRB CAPITAL IMTN 4.85% 26.12.2024	6.06%
PENANGPORT IMTN 4.300% 24.12.2026 - Tranche No 1	3.99%
COUNTRY GDN IMTN 6.400% 18.03.2022 - ISSUE NO 3	3.62%
FPSB IMTN 5.050% 31.10.2025	3.32%
TG EXCELLENCE SUKUK WAKALAH (TRANCHE 1)	3.15%
GIC IMTN 5.100% 16.03.2021	3.02%

Source: Maybank Asset Management Sdn. Bhd.

Credit Ratings as at 30-Jun-20

NR	8.86%
AAA	14.69%
AA	51.77%
A	9.47%
C	1.36%
	<u>86.15%</u>

Source: Maybank Asset Management Sdn. Bhd.



The yield of the distributions are calculated based on the total dividend payout/ex-distribution NAV.

Based on the fund's portfolio returns as at 30 June 2020, the Volatility Factor (VF) for this fund is 3.13 and is classified as "Very Low". (Source: Lipper). "Very Low" includes funds with VF that are 0.000 and less than or equal to 3.295 (source: Lipper). The VF means there is a possibility for the fund in generating an upside return or downside return around this VF. The Volatility Class (VC) is assigned by Lipper based on quintile ranks of VF for qualified funds. VF is subject to monthly revision and VC will be revised every six months. The fund's portfolio may have changed since this date and there is no guarantee that the fund will continue to have the same VF or VC in the future. Presently, only funds launched in the market for at least 36 months will display the VF and its VC.

This is a replacement Master Prospectus in respect of the funds that replaces and supercedes the Master Prospectus dated 1 November 2018 as amended by the First Supplementary Master Prospectus dated 18 October 2019 in respect of the funds.

Investors are advised to read and understand the contents of this Master Prospectus (Shariah Funds) and Product Highlight Sheet before investing. If in doubt, please consult a professional advisor. The Master Prospectus has been registered and lodged with the Securities Commission Malaysia. Among others, investor should consider the fees and charges involved. The price of units and distributions payable, if any, may go down as well as up. Past performances of the fund should not be taken as indicative of its future performance. Where a distribution is declared, investors are advised that following the distribution, the NAV per unit will be reduced from cum-distribution NAV to ex-distribution NAV. Investments in the fund is exposed to equity specific risk, credit and default risk, interest rate risk, currency risk and country risk. Units will only be issued on receipt of an application form referred to and accompanying the Master Prospectus which can be obtained at Maybank branches and any distribution channels as mentioned in the Master Prospectus.

SC's approval or authorisation, or the registration, lodgement or submission of the Prospectus/ Information Memorandum does not amount to nor indicate that the SC has recommended or endorsed the Fund or the Fund Fact Sheet.



FUND OBJECTIVE

The Maybank Malaysia Income-I Fund C-MYR ("MMIICMYR" or "the Fund") is a sukuk (shariah) fund that aims to provide a steady appreciation of the NAV of the Fund with a regular flow of income¹ through investments in Sukuk.

Any material change to the investment objective of the Fund would require Unit Holders' approval.

¹ Distribution of income, if any, is through reinvestment of Units into the Unit Holder's account.



FUND INFORMATION

Fund Category

Sukuk (Shariah)

Fund Type

Income

Launch Date

21-Aug-13

Benchmark

Maybank 12-months GIA-i tier 1 rate

NAV Per Unit

RM 0.5292

Class Size

RM 39.64 million

Total Fund Size (all classes)

RM 84.04 million

Distribution Policy

Income distribution (if any) is declared at the end of the financial year of the Classes of the Fund or for any specified period at the Manager's discretion, subject to Trustee's approval. Distribution will be made from realised income and realised gains of the Fund.

Initial Offer Price (IOP)

RM 0.5000

Sales Charge

Up to 2.00% of the NAV per Unit of the Class

Redemption Charge

Nil

Annual Management Fee

Profit sharing scheme with the investors of the Class in the ratio of 10:90 of net investment income
Note: The annual management fee will be changed from based on profit sharing scheme to up to 1.00% of the NAV of the respective Classes with effect from 18 January 2020.

Annual Trustee Fee

Up to 0.07% per annum of the NAV of the Class, (before deducting annual management fee and annual trustee fee for the day) accrued daily, subject to a minimum fee of RM18,000 per annum.

Min. Initial Investment

RM1,000,000

Min. Additional Investment

RM5,000

Cut-off time for injection / Withdrawal

4.00 p.m. on a Business Day as stated in Prospectus / Information Memorandum. Do note that times may differ from respective distributors.

Period of payment after withdrawal

Within 10 calendar days

Financial Year End

31-May

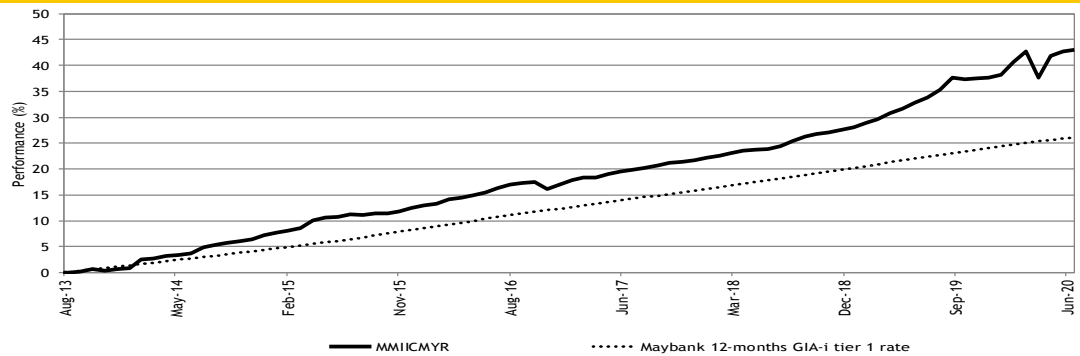
Portfolio Yield

3.79%

Portfolio Duration

4.53 years

Performance Record as at 30-Jun-20



** Performance record from 27 Apr 04 - 30 Jun 20, income reinvested, calculated in MYR
* Inclusive of distribution since inception (if any)
Source: Novagmi Analytics and Advisory Sdn. Bhd.

Performance (%) Return as at 30-Jun-20

Total Return	YTD	1 Mth	3 Mth	6 Mth	1 Yr	3 Yr	5 Yr	SI
Fund	3.47	0.19	3.87	3.47	6.89	19.33	29.09	43.04
Benchmark	1.39	0.19	0.62	1.39	3.08	10.36	18.84	26.11

	Annualised Return			Calendar Year Return				
	3 Yr	5 Yr	SI	2019	2018	2017	2016	2015
Fund	6.07	5.24	5.35	7.92	4.81	4.45	4.08	4.77
Benchmark	3.34	3.51	3.44	3.42	3.57	3.34	3.82	3.65


Source: Novagmi Analytics and Advisory Sdn. Bhd.

Income Distribution History

Date	Gross (sen)	Yield (%)	Total yield (%)
29/05/2020	2.75	5.21	5.21
01/07/2019	3.00	5.77	5.77
31/05/2018	1.50	2.94	2.94
31/05/2017	2.00	3.95	3.95
31/05/2016	2.29	4.52	4.52

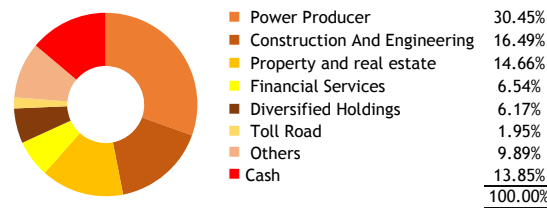
Source: Maybank Asset Management Sdn. Bhd.

Asset Allocation as at 30-Jun-20



Source: Maybank Asset Management Sdn. Bhd.

Sector Allocation as at 30-Jun-20



Source: Maybank Asset Management Sdn. Bhd.

Top 10 Holdings as at 30-Jun-20

MMC CORP IMTN 5.700% 24.03.2028	8.39%
TENAGA IMTN 27.08.2038	6.87%
YTL POWER IMTN 5.050% 03.05.2027	6.08%
TAQA IMTN 4.650% 03/03/2022	6.07%
AZRB CAPITAL IMTN 4.85% 26.12.2024	6.06%
PENANGPORT IMTN 4.300% 24.12.2026 - Tranche No 1	3.99%
COUNTRY GDN IMTN 6.400% 18.03.2022 - ISSUE NO 3	3.62%
FPSB IMTN 5.050% 31.10.2025	3.32%
TG EXCELLENCE SUKUK WAKALAH (TRANCHE 1) 3.95%	3.15%
GIC IMTN 5.100% 16.03.2021	3.02%

Source: Maybank Asset Management Sdn. Bhd.

Credit Ratings as at 30-Jun-20

NR	8.86%
AAA	14.69%
AA	51.77%
A	9.47%
C	1.36%
Total	86.15%

Source: Maybank Asset Management Sdn. Bhd.



The yield of the distributions are calculated based on the total dividend payout/ex-distribution NAV.

Based on the fund's portfolio returns as at 30 June 2020, the Volatility Factor (VF) for this fund is 3.17 and is classified as "Very Low". (Source: Lipper). "Very Low" includes funds with VF that are 0.000 and less than or equal to 3.295 (source: Lipper). The VF means there is a possibility for the fund in generating an upside return or downside return around this VF. The Volatility Class (VC) is assigned by Lipper based on quintile ranks of VF for qualified funds. VF is subject to monthly revision and VC will be revised every six months. The fund's portfolio may have changed since this date and there is no guarantee that the fund will continue to have the same VF or VC in the future. Presently, only funds launched in the market for at least 36 months will display the VF and its VC.

This is a replacement Master Prospectus in respect of the funds that replaces and supercedes the Master Prospectus dated 1 November 2018 as amended by the First Supplementary Master Prospectus dated 18 October 2019 in respect of the funds.

Investors are advised to read and understand the contents of this Master Prospectus (Shariah Funds) and Product Highlight Sheet before investing. If in doubt, please consult a professional advisor. The Master Prospectus has been registered and lodged with the Securities Commission Malaysia. Among others, investor should consider the fees and charges involved. The price of units and distributions payable, if any, may go down as well as up. Past performances of the fund should not be taken as indicative of its future performance. Where a distribution is declared, investors are advised that following the distribution, the NAV per unit will be reduced from cum-distribution NAV to ex-distribution NAV. Investments in the fund is exposed to equity specific risk, credit and default risk, interest rate risk, currency risk and country risk. Units will only be issued on receipt of an application form referred to and accompanying the Master Prospectus which can be obtained at Maybank branches and any distribution channels as mentioned in the Master Prospectus.

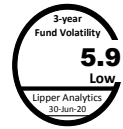
SC's approval or authorisation, or the registration, lodgement or submission of the Prospectus/ Information Memorandum does not amount to nor indicate that the SC has recommended or endorsed the Fund or the Fund Fact Sheet.

FUND OBJECTIVE

The Maybank Malaysia Income-I Fund C-USD ("MMIICUSD" or "the Fund") is a sukuk (shariah) fund that aims to provide a steady appreciation of the NAV of the Fund with a regular flow of income¹ through investments in Sukuk.

Any material change to the investment objective of the Fund would require Unit Holders' approval.

¹ Distribution of income, if any, is through reinvestment of Units into the Unit Holder's account.



FUND INFORMATION

Fund Category

Sukuk (Shariah)

Fund Type

Income

Launch Date

17-Sep-14

Benchmark

Maybank 12-months GIA-i tier 1 rate

NAV Per Unit

USD 0.9950

Class Size

USD 0.02 million

Total Fund Size (all classes)

RM 84.04 million

Distribution Policy

Income distribution (if any) is declared at the end of the financial year of the Classes of the Fund or for any specified period at the Manager's discretion, subject to Trustee's approval. Distribution will be made from realised income and realised gains of the Fund.

Initial Offer Price (IOP)

USD 1.0000

Sales Charge

Up to 2.00% of the NAV per Unit of the Class

Redemption Charge

Nil

Annual Management Fee

Profit sharing scheme with the investors of the Class in the ratio of 20:80 of net investment income

Note: The annual management fee will be changed from based on profit sharing scheme to up to 1.00% of the NAV of the respective Classes with effect from 18 January 2020.

Annual Trustee Fee

Up to 0.07% per annum of the NAV of the Class, (before deducting annual management fee and annual trustee fee for the day) accrued daily, subject to a minimum fee of RM18,000 per annum.

Min. Initial Investment

USD 500,000

Min. Additional Investment

USD 5,000

Cut-off time for injection /

Withdrawal

4.00 p.m. on a Business Day as stated in Prospectus / Information Memorandum.

Do note that times may differ from respective distributors.

Period of payment after

withdrawal

Within 10 calendar days

Financial Year End

31-May

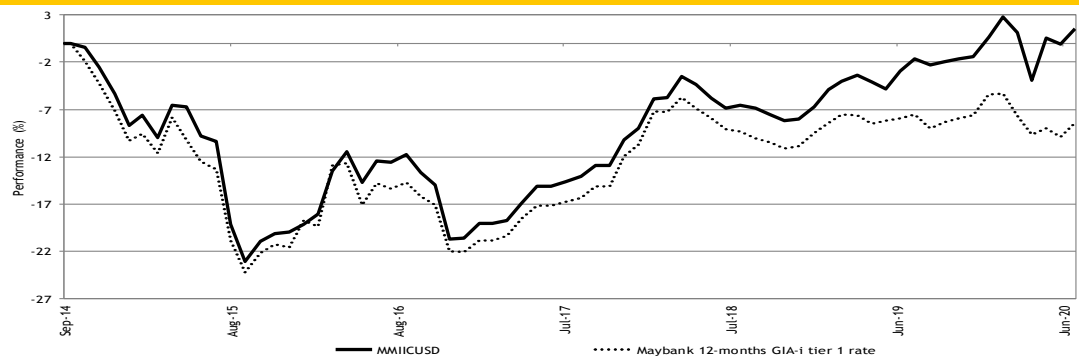
Portfolio Yield

3.79%

Portfolio Duration

4.53 years

Performance Record as at 30-Jun-20



** Performance record from 17 Sep 14 - 30 Jun 20, income reinvested, calculated in USD
* Inclusive of distribution since inception (if any)
Source: Novagmi Analytics and Advisory Sdn. Bhd.

Performance (%) Return as at 30-Jun-20

Total Return	YTD	1 Mth	3 Mth	6 Mth	1 Yr	3 Yr	5 Yr	SI
Fund	0.90	1.70	5.77	0.90	4.71	19.63	12.60	1.58
Benchmark	-3.14	1.67	1.37	-3.14	-0.53	10.62	4.73	-8.41

	Annualised Return			Calendar Year Return				
	3 Yr	5 Yr	SI	2019	2018	2017	2016	2015
Fund	6.16	2.40	0.27	7.91	2.51	14.56	-0.79	-15.40
Benchmark	3.42	0.93	-1.51	4.46	1.39	14.62	-0.63	-15.60


Source: Novagmi Analytics and Advisory Sdn. Bhd.

Income Distribution History

Date	Gross (sen)	Yield (%)	Total yield (%)
31/05/2016	1.75	2.09	2.09

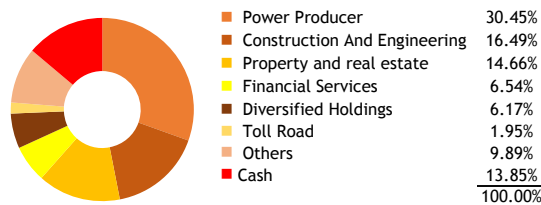
Source: Maybank Asset Management Sdn. Bhd.

Asset Allocation as at 30-Jun-20



Source: Maybank Asset Management Sdn. Bhd.

Sector Allocation as at 30-Jun-20



Source: Maybank Asset Management Sdn. Bhd.

Top 10 Holdings as at 30-Jun-20

MMC CORP IMTN 5.700% 24.03.2028	8.39%
TENAGA IMTN 27.08.2038	6.87%
YTL POWER IMTN 5.050% 03.05.2027	6.08%
TAQA IMTN 4.650% 03/03/2022	6.07%
AZRB CAPITAL IMTN 4.85% 26.12.2024	6.06%
PENANGPORT IMTN 4.300% 24.12.2026 - Tranche No 1	3.99%
COUNTRY GDN IMTN 6.400% 18.03.2022 - ISSUE NO 3	3.62%
FPSB IMTN 5.050% 31.10.2025	3.32%
TG EXCELLENCE SUKUK WAKALAH (TRANCHE 1)	3.15%
GIC IMTN 5.100% 16.03.2021	3.02%

Source: Maybank Asset Management Sdn. Bhd.

Credit Ratings as at 30-Jun-20

NR	8.86%
AAA	14.69%
AA	51.77%
A	9.47%
C	1.36%
	<u>86.15%</u>

Source: Maybank Asset Management Sdn. Bhd.

The yield of the distributions are calculated based on the total dividend payout/ex-distribution NAV.

Based on the fund's portfolio returns as at 30 June 2020, the Volatility Factor (VF) for this fund is 5.91 and is classified as "Low". (Source: Lipper). "Low" includes funds with VF that are above 3.295 and less than or equal to 9.495 (source: Lipper). The VF means there is a possibility for the fund in generating an upside return or downside return around this VF. The Volatility Class (VC) is assigned by Lipper based on quintile ranks of VF for qualified funds. VF is subject to monthly revision and VC will be revised every six months. The fund's portfolio may have changed since this date and there is no guarantee that the fund will continue to have the same VF or VC in the future. Presently, only funds launched in the market for at least 36 months will display the VF and its VC.

This is a replacement Master Prospectus in respect of the funds that replaces and supercedes the Master Prospectus dated 1 November 2018 as amended by the First Supplementary Master Prospectus dated 18 October 2019 in respect of the funds.

Investors are advised to read and understand the contents of this Master Prospectus (Shariah Funds) and Product Highlight Sheet before investing. If in doubt, please consult a professional advisor. The Master Prospectus has been registered and lodged with the Securities Commission Malaysia. Among others, investor should consider the fees and charges involved. The price of units and distributions payable, if any, may go down as well as up. Past performances of the fund should not be taken as indicative of its future performance. Where a distribution is declared, investors are advised that following the distribution, the NAV per unit will be reduced from cum-distribution NAV to ex-distribution NAV. Investments in the fund is exposed to equity specific risk, credit and default risk, interest rate risk, currency risk and country risk. Units will only be issued on receipt of an application form referred to and accompanying the Master Prospectus which can be obtained at Maybank branches and any distribution channels as mentioned in the Master Prospectus.

SC's approval or authorisation, or the registration, lodgement or submission of the Prospectus/ Information Memorandum does not amount to nor indicate that the SC has recommended or endorsed the Fund or the Fund Fact Sheet.