



## FUND OBJECTIVE

The Maybank Income Flow-I Fund("MIFI" or "the Fund") is a Islamic fixed income fund aims to provide unit holders with consistent income stream.

Any material change to the investment objective of the Fund would require Unit Holders' approval.

## FUND INFORMATION

### Fund Category

Fixed Income (Islamic)

### Fund Type

Income

### Launch Date

27-Mar-23

### Benchmark

Maybank 1-month Islamic deposit rate

### NAV Per Unit

RM 1.0071

### Fund Size

RM 843.11 million

### Distribution Policy

Distribution will be made on a monthly basis or at such other frequency as the Manager may decide in its absolute discretion.

### Initial Offer Price (IOP)

RM1.0000

### Sales Charge

Up to 0.50% of the NAV per Unit

### Redemption Charge

Nil

### Annual Management Fee

Up to 0.50% per annum of the NAV of the Fund

### Annual Trustee Fee

Up to 0.05% per annum of the NAV of the Fund (excluding foreign custodian fees and charges).

### Min. Initial Investment

RM 1000

### Min. Additional Investment

RM 100

### Cut-off time for injection / Withdrawal

4.00 p.m. on a Business Day as stated in Prospectus / Information Memorandum. Do note that times may differ from respective distributors.

### Period of payment after withdrawal

Within 3 business days

### Financial Year End

31-May

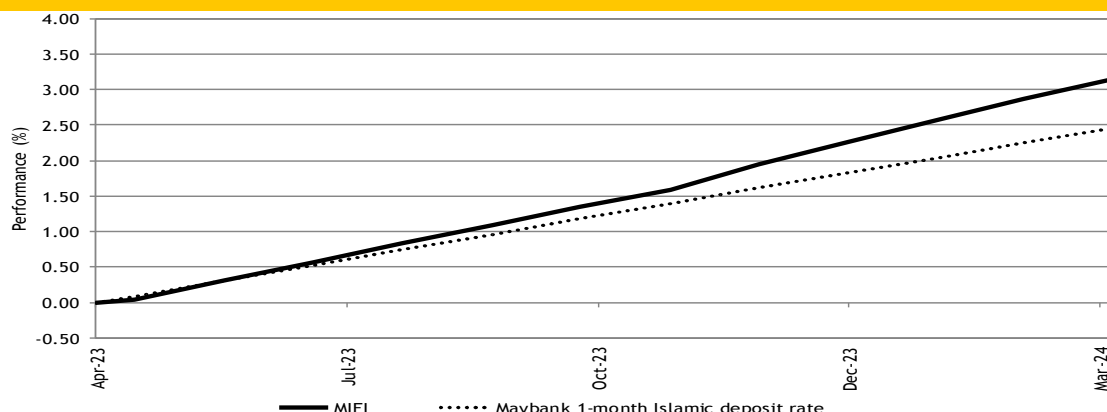
### Portfolio Yield

3.61%

### Portfolio Duration

0.54 years

## Performance Record as at 31-Mar-24



\*\* Performance record from 17 Apr 23 - 31 Mar 24, income reinvested, calculated in MYR

\*\* Inclusive of distribution since inception (if any)

Source: Novagani Analytics and Advisory Sdn. Bhd.

## Performance (%) Return as at 31-Mar-24

Total Return	YTD	1 Mth	3 Mth	6 Mth	1 Yr	3 Yr	5 Yr	SI
Fund	0.87	0.28	0.87	1.78	-	-	-	3.15
Benchmark	0.62	0.21	0.62	1.27	-	-	-	2.46
	Annualised Return			Calendar Year Return				
	3 Yr	5 Yr	SI	2023*	2022	2021	2020	2019
Fund	-	-	-	2.26	-	-	-	-
Benchmark	-	-	-	1.83	-	-	-	-

\*since commencement till 31 Dec 2023


Source: Novagani Analytics and Advisory Sdn. Bhd.

## Income Distribution History

Date	Gross (sen)	Yield (%)	Total yield (%)
2024	0.84	-	0.84
2023	1.63	-	1.63

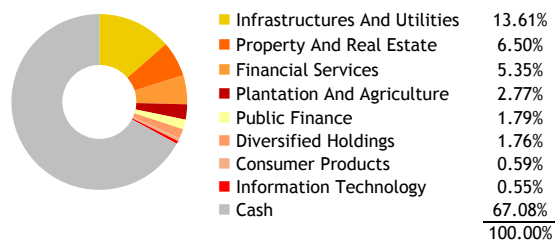
Source: Maybank Asset Management Sdn. Bhd.

## Asset Allocation as at 31-Mar-24



Source: Maybank Asset Management Sdn. Bhd.

## Sector Allocation as at 31-Mar-24



Source: Maybank Asset Management Sdn. Bhd.

## Top 10 Holdings as at 31-Mar-24

MALAYSIA AIRPORT HOLDINGS IMTN 3.790% 25.04.2025	1.78%
UMW HOLDINGS IMTN 3.030% 05.11.2025	1.76%
SIME DARBY PLANTATION IMTN 5.650% 24.03.2116	1.23%
JIMAH EAST POWER IMTN 5.450% 04.12.2025	1.21%
DIGI IMTN 4.660% 02.12.2025	1.21%
TANJUNG BIN POWER IMTN 5.120% 15.08.2025	1.20%
TNB WESTERN ENERGY 5.140% 30.07.2025	1.20%
FORTUNE PREMIERE IMTN 5.050% 05.09.2025	1.20%
SIME DARBY PROPERTY IMTN 4.080% 21.08.2026	1.19%
MALAYSIA AIRPORTS CAPITAL IMTN 4.150% 27.12.2024	1.19%

Source: Maybank Asset Management Sdn. Bhd.

## Credit Ratings as at 31-Mar-24

AAA	12.75%
AA	18.38%
NR(LT)	1.79%
<b>Total</b>	<b>32.92%</b>

Source: Maybank Asset Management Sdn. Bhd.

The yield of the distributions are calculated based on the total dividend payout/ex-distribution NAV.

The term "Maybank AM" used herein refers to Maybank Asset Management. This Fund Fact Sheet ("FFS") is for informational purpose only. You should seek your own financial advice from a licensed adviser before investing in this Fund. Maybank AM does not make any representations or warranties of any kind express or implied, about the completeness, accuracy, reliability, suitability or availability with respect to the information contained herein.

Investors are advised to read and understand the contents of the Prospectus dated 27 March 2023 and the Fund's Product Highlights Sheets ("PHS") before investing. The Prospectus and PHS are available at our nearest representative offices and investors have the right to request for a copy of the Prospectus and PHS. The Prospectus has been registered with the Securities Commission Malaysia who takes no responsibility for its contents.

You should be aware that investments in unit trust funds carry risks. An outline of the risks are contained in the Prospectus. Unit prices and income distribution, if any, may rise or fall. Past performance of a fund is not an indicative of future performance. Please consider the fees and charges involved before investing. Units will be issued upon receipt of completed application form accompanying the Prospectus and subject to terms and conditions therein.

In no event shall Maybank AM be liable for any loss or damages howsoever arising whether in contract, tort, negligence, strict liability or any other basis, including without limitation, direct or indirect, special, incidental, consequential or punitive damages arising i) from incompleteness, inaccuracy, unreliability, unsuitability or unavailability with respect to this FFS and/or reliance thereon; or ii) from reproduction or use of the information/copyright/trademark contained in the FFS.

SC's approval or authorisation, or the registration, lodgement or submission of the Prospectus/ Information Memorandum does not amount to nor indicate that the SC has recommended or endorsed the Fund or the Fund Fact Sheet.