

## FUND OBJECTIVE

The Maybank Global Wealth Growth-I Fund - (MYR (Hedged) (Acc.) Class ("MGWGIFMYR" or "the Fund") is a mixed assets (islamic) fund that seeks to achieve capital growth over the medium to long term.

*Note: There is no guarantee that the Fund's investment objective will be achieved and your capital may be at risk.*

*Any material changes to the investment objective of the Fund would require Unit Holders' approval.*

## FUND INFORMATION

## Fund Category

Mixed Assets (Islamic)

## Fund Type

Growth

## Launch Date

15-Feb-22

## Benchmark

Maybank 12-month MYR

Islamic fixed deposit rate + 5%

## NAV Per Unit

RM 0.5290

## Class Size

RM 95.56 million

## Total Fund Size (all classes)

RM 97.46 million

## Distribution Policy

The Fund is not expected to distribute income for the MYR (Hedged) (Acc.) Class and USD (Acc.) Class.

## Initial Offer Price (IOP)

N/A

## Sales Charge

Up to 5.00% of the NAV per Unit

## Redemption Charge

Nil

## Annual Management Fee

Up to 1.80% per annum of the NAV of each Class

## Annual Trustee Fee

Up to 0.04% per annum of the NAV of the Fund (excluding foreign custodian fees and charges).

## Min. Initial Investment

RM1,000 or such other lower amount as determined by the Manager from time to time.

## Min. Additional Investment

RM100 or such other lower amount as determined by the Manager from time to time.

## Cut-off time for injection / Withdrawal

4.00 p.m. on a Business Day as stated in Prospectus / Information Memorandum. Do note that times may differ from respective distributors.

## Period of payment after withdrawal

Within 7 business days

## Financial Year End

31-Mar

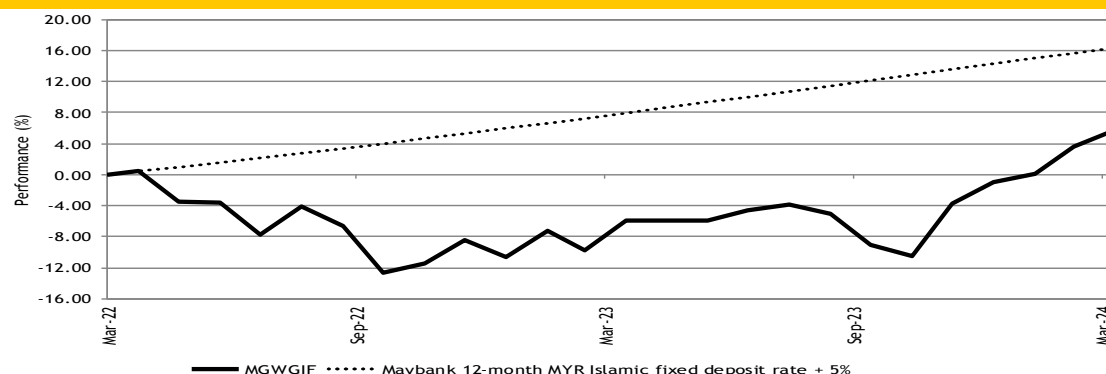
## Portfolio Yield

4.72%

## Portfolio Duration

3.97 years

## Performance Record as at 31-Mar-24



\*\* Performance record from 08 Mar 22 - 31 Mar 24, income reinvested, calculated in MYR

\*\* Inclusive of distribution since inception (if any)

Source: Novagmi Analytics and Advisory Sdn. Bhd.

## Performance (%) Return as at 31-Mar-24

Total Return	YTD	1 Mth	3 Mth	6 Mth	1 Yr	3 Yr	5 Yr	SI
Fund	6.85	2.12	6.85	16.24	12.41	-	-	5.80
Benchmark	1.86	0.63	1.86	3.81	7.82	-	-	16.41


  

Annualised Return				Calendar Year Return				
	3 Yr	5 Yr	SI	2023	2022*	2021	2020	2019
Fund	-	-	2.77	10.79	-10.62	-	-	-
Benchmark	-	-	7.63	7.84	5.97	-	-	-

\*since commencement till 31 Dec 2022

Source: Novagmi Analytics and Advisory Sdn. Bhd.

## Asset Allocation as at 31-Mar-24



Source: Maybank Asset Management Sdn. Bhd.

## Sector Allocation as at 31-Mar-24

Sukuk		Equities	
Sovereign	6.31%	Information Technology	23.93%
Electric	3.80%	Industrials	10.74%
Real Estate	1.81%	Health Care	10.31%
Commercial Services	1.37%	Consumer Discretionary	7.96%
	<u>13.29%</u>	Communication Services	4.73%
		Financials	4.13%
		Consumer Staples	3.42%
		Materials	2.72%
		Energy	1.39%
		Real Estate	0.44%
			<u>69.77%</u>

Source: Maybank Asset Management Sdn. Bhd.

## Country Allocation as at 31-Mar-24

Sukuk		Equities	
Malaysia	4.23%	United States	41.73%
Indonesia	3.97%	Britain	4.87%
United Arab Emirates	3.18%	Japan	3.79%
Saudi Arabia	1.91%	Taiwan	2.48%
	<u>13.29%</u>	Denmark	2.43%
		France	2.28%
		South Korea	1.80%
		Germany	1.45%
		Netherlands	1.39%
		Others	7.55%
			<u>69.77%</u>

Source: Maybank Asset Management Sdn. Bhd.

## Top 5 Holdings as at 31-Mar-24

Sukuk		Equities	
MAJID AL FUTTAIM	3.9325% 28.02.30	MICROSOFT CORP	4.25%
PERUSAHAAN PENERBIT SBSN INDONESIA III	2.550% 09.06.31	ALPHABET INC	2.96%
TNB GLOBAL VENTURES CAP	4.851% 01.11.28	NVIDIA CORP	2.72%
MALAYSIA WAKALA SUKUK	3.179% 27.04.26	AMAZON.COM INC	2.66%
TNB GLOBAL VENTURES CAP	3.244% 19.10.26	MERCK & CO INC	2.37%

Source: Maybank Asset Management Sdn. Bhd.

## Credit Ratings as at 31-Mar-24

A	1.91%
BBB	11.38%
	<u>13.29%</u>

Source: Maybank Asset Management Sdn. Bhd.

The yield of the distributions are calculated based on the total dividend payout/ex-distribution NAV.

The term "Maybank AM" used herein refers to Maybank Asset Management. This Fund Fact Sheet ("FFS") is for informational purpose only. You should seek your own financial advice from a licensed adviser before investing in this Fund. Maybank AM does not make any representations or warranties of any kind express or implied, about the completeness, accuracy, reliability, suitability or availability with respect to the information contained herein.

Investors are advised to read and understand the contents of the Replacement Prospectus dated 31 January 2023 which supercedes the Prospectus dated 15 February 2022 as amended by the First Supplementary Prospectus dated 01 June 2022 and the Fund's Product Highlights Sheet ("PHS") before investing. The Prospectus and PHS are available at our nearest representative offices and investors have the right to request for a copy of the Prospectus and PHS. The Prospectus has been registered with the Securities Commission Malaysia who takes no responsibility for its contents.

You should be aware that investments in unit trust funds carry risks. An outline of the risks are contained in the Prospectus. Unit prices and income distribution, if any, may rise or fall. Past performance of a fund is not an indicative of future performance. Please consider the fees and charges involved before investing. Units will be issued upon receipt of completed application form accompanying the Prospectus and subject to terms and conditions therein.

In no event shall Maybank AM be liable for any loss or damages howsoever arising whether in contract, tort, negligence, strict liability or any other basis, including without limitation, direct or indirect, special, incidental, consequential or punitive damages arising i) from incompleteness, inaccuracy, unreliability, unsuitability or unavailability with respect to this FFS and/or reliance thereon; or ii) from reproduction or use of the information/copyright/trademark contained in the FFS.

SC's approval or authorisation, or the registration, lodgement or submission of the Prospectus/ Information Memorandum does not amount to nor indicate that the SC has recommended or endorsed the Fund or the Fund Fact Sheet.

## FUND OBJECTIVE

The Maybank Global Wealth Growth-I Fund - USD (Acc.) Class ("MGWGIFUSD" or "the Fund") is a mixed assets (Islamic) fund that seeks to achieve capital growth over the medium to long term.

*Note: There is no guarantee that the Fund's investment objective will be achieved and your capital may be at risk.*

*Any material changes to the investment objective of the Fund would require Unit Holders' approval.*

## FUND INFORMATION

## Fund Category

Mixed Assets (Islamic)

## Fund Type

Growth

## Launch Date

1-Jun-22

## Benchmark

Maybank 12-month MYR

Islamic fixed deposit rate + 5%

## NAV Per Unit

USD 0.5749

## Class Size

USD 0.40 million

## Total Fund Size (all classes)

RM 97.46 million

## Distribution Policy

The Fund is not expected to distribute income for the MYR (Hedged) (Acc.) Class and USD (Acc.) Class.

## Initial Offer Price (IOP)

USD 0.5000

## Sales Charge

Up to 5.00% of the NAV per Unit

## Redemption Charge

Nil

## Annual Management Fee

Up to 1.80% per annum of the NAV of each Class

## Annual Trustee Fee

Up to 0.04% per annum of the NAV of the Fund (excluding foreign custodian fees and charges).

## Min. Initial Investment

USD1,000 or such other lower amount as determined by the Manager from time to time.

## Min. Additional Investment

USD100 or such other lower amount as determined by the Manager from time to time.

## Cut-off time for injection / Withdrawal

4.00 p.m. on a Business Day as stated in Prospectus / Information Memorandum. Do note that times may differ from respective distributors.

## Period of payment after withdrawal

Within 7 business days

## Financial Year End

31-Mar

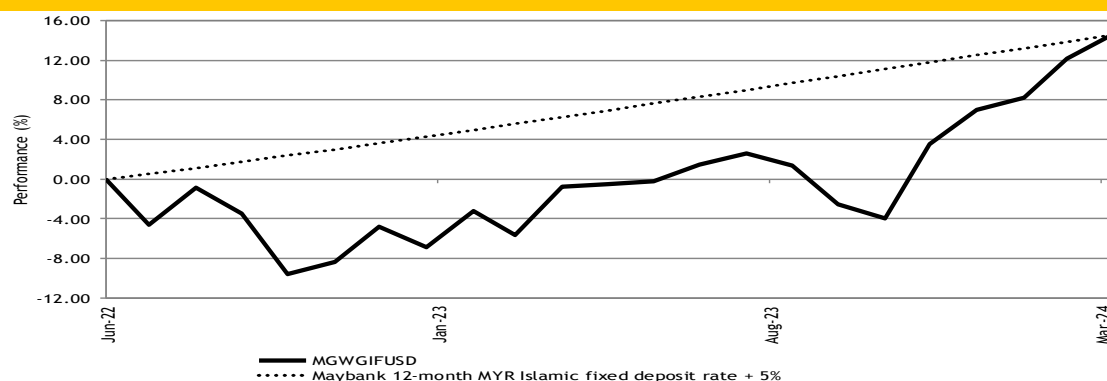
## Portfolio Yield

4.72%

## Portfolio Duration

3.97 years

## Performance Record as at 31-Mar-24



\*\* Performance record from 02 Jun 22 - 31 Mar 24, income reinvested, calculated in USD

\*\* Inclusive of distribution since inception (if any)

Source: Novagmi Analytics and Advisory Sdn. Bhd.


## Performance (%) Return as at 31-Mar-24

Total Return	YTD	1 Mth	3 Mth	6 Mth	1 Yr	3 Yr	5 Yr	SI
Fund	7.18	2.30	7.18	17.73	15.53	-	-	14.68
Benchmark	1.86	0.63	1.86	3.81	7.82	-	-	14.58
Annualised Return								
Calendar Year Return								
	3 Yr	5 Yr	SI	2023	2022*	2021	2020	2019
Fund	-	-	7.77	14.86	-6.84	-	-	-
Benchmark	-	-	7.72	7.84	4.31	-	-	-

\*since commencement till 31 Dec 2022

Source: Novagmi Analytics and Advisory Sdn. Bhd.

## Asset Allocation as at 31-Mar-24



Source: Maybank Asset Management Sdn. Bhd.

## Sector Allocation as at 31-Mar-24

Sukuk		Equities	
Sovereign	6.31%	Information Technology	23.93%
Electric	3.80%	Industrials	10.74%
Real Estate	1.81%	Health Care	10.31%
Commercial Services	1.37%	Consumer Discretionary	7.96%
	<u>13.29%</u>	Communication Services	4.73%
		Financials	4.13%
		Consumer Staples	3.42%
		Materials	2.72%
		Energy	1.39%
		Real Estate	0.44%
			<u>69.77%</u>

Source: Maybank Asset Management Sdn. Bhd.

## Country Allocation as at 31-Mar-24

Sukuk		Equities	
Malaysia	4.23%	United States	41.73%
Indonesia	3.97%	Britain	4.87%
United Arab Emirates	3.18%	Japan	3.79%
Saudi Arabia	1.91%	Taiwan	2.48%
	<u>13.29%</u>	Denmark	2.43%
		France	2.28%
		South Korea	1.80%
		Germany	1.45%
		Netherlands	1.39%
		Others	7.55%
			<u>69.77%</u>

Source: Maybank Asset Management Sdn. Bhd.

## Top 5 Holdings as at 31-Mar-24

Sukuk		Equities	
MAJID AL FUTTAIM	3.9325% 28.02.30	MICROSOFT CORP	4.25%
PERUSAHAAN PENERBIT SBSN INDONESIA III	2.550% 09.06.31	ALPHABET INC	2.96%
TNB GLOBAL VENTURES CAP	4.851% 01.11.28	NVIDIA CORP	2.72%
MALAYSIA WAKALA SUKUK	3.179% 27.04.26	AMAZON.COM INC	2.66%
TNB GLOBAL VENTURES CAP	3.244% 19.10.26	MERCK & CO INC	2.37%

Source: Maybank Asset Management Sdn. Bhd.

## Credit Ratings as at 31-Mar-24

A	1.91%
BBB	11.38%
	<u>13.29%</u>

Source: Maybank Asset Management Sdn. Bhd.

The yield of the distributions are calculated based on the total dividend payout/ex-distribution NAV.

The term "Maybank AM" used herein refers to Maybank Asset Management. This Fund Fact Sheet ("FFS") is for informational purpose only. You should seek your own financial advice from a licensed adviser before investing in this Fund. Maybank AM does not make any representations or warranties of any kind express or implied, about the completeness, accuracy, reliability, suitability or availability with respect to the information contained herein.

Investors are advised to read and understand the contents of the Replacement Prospectus dated 31 January 2023 which supercedes the Prospectus dated 15 February 2022 as amended by the First Supplementary Prospectus dated 01 June 2022 and the Fund's Product Highlights Sheet ("PHS") before investing. The Prospectus and PHS are available at our nearest representative offices and investors have the right to request for a copy of the Prospectus and PHS. The Prospectus has been registered with the Securities Commission Malaysia who takes no responsibility for its contents.

You should be aware that investments in unit trust funds carry risks. An outline of the risks are contained in the Prospectus. Unit prices and income distribution, if any, may rise or fall. Past performance of a fund is not an indicative of future performance. Please consider the fees and charges involved before investing. Units will be issued upon receipt of completed application form accompanying the Prospectus and subject to terms and conditions therein.

In no event shall Maybank AM be liable for any loss or damages howsoever arising whether in contract, tort, negligence, strict liability or any other basis, including without limitation, direct or indirect, special, incidental, consequential or punitive damages arising i) from incompleteness, inaccuracy, unreliability, unsuitability or unavailability with respect to this FFS and/or reliance thereon; or ii) from reproduction or use of the information/copyright/trademark contained in the FFS.

SC's approval or authorisation, or the registration, lodgement or submission of the Prospectus/ Information Memorandum does not amount to nor indicate that the SC has recommended or endorsed the Fund or the Fund Fact Sheet.