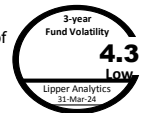




## FUND OBJECTIVE

The Maybank Flexi Income Fund - MYR Class ("MFIFMYR" or "the Fund") is a fixed income fund that aims to outperform its benchmark by investing in a portfolio of fixed income securities, equities, real estate investment trusts ("REITs") and/or exchange-traded funds ("ETFs").

Any material change to the investment objective of the Fund would require Unit Holders' approval



## FUND INFORMATION

**Fund Category**  
Fixed Income

**Fund Type**  
Income

**Launch Date**  
28-Nov-19

**Inception Date**  
27-Dec-19

**Benchmark**  
70% Maybank 12-month fixed deposits rate + 30% MSCI Asia Pacific Ex-Japan Index

**NAV Per Unit**  
RM 1.1000

**Class Size**  
RM 4.22 million

**Total Fund Size (all classes)**  
RM 44.02 million

## Distribution Policy

Subject to availability of income, distribution will be made on a quarterly basis. Distribution will be made from realised income and/or gain.

**Initial Offer Price (IOP)**  
RM1.0000

**Sales Charge**  
Up to 3.00% of the NAV per Unit

**Redemption Charge**  
Nil

**Annual Management Fee**  
Up to 1.50% per annum of the NAV of each Class

**Annual Trustee Fee**  
Up to 0.04% per annum of the NAV of the Fund, (excluding foreign custodian fees and charges) accrued daily and paid monthly to the Manager

**Min. Initial Investment**  
RM1,000 or such other amount as may be decided by the Manager from time to time.

**Min. Additional Investment**  
RM100 or such other amount as may be decided by the Manager from time to time.

**Cut-off time for injection / Withdrawal**  
4.00 p.m. on a Business Day as stated in Prospectus / Information Memorandum. Do note that times may differ from respective distributors.

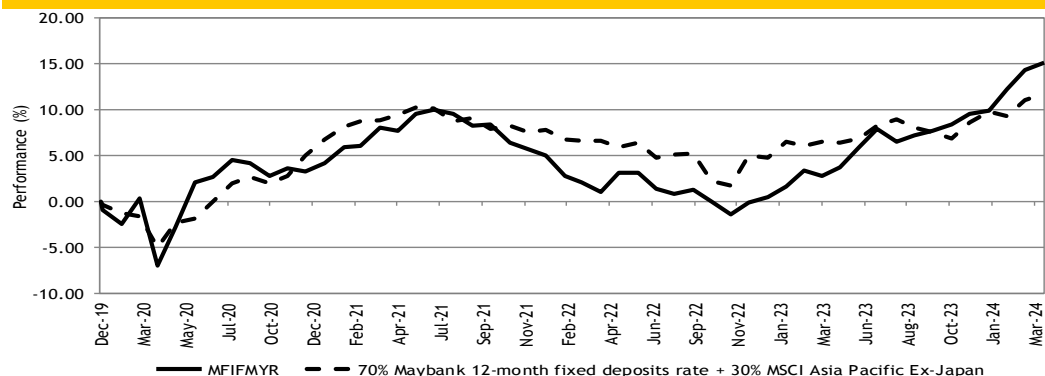
**Period of payment after withdrawal**  
Within 7 business days

**Financial Year End**  
31-Aug

**Portfolio Yield**  
5.73%

**Portfolio Duration**  
2.81 years

## Performance Record as at 31-Mar-24



\*\* Performance record from 27 Dec 19 - 31 Mar 24, income reinvested, calculated in MYR  
\*\* Inclusive of distribution since inception (if any)  
Source: Novagani Analytics and Advisory Sdn. Bhd.

## Performance (%) Return as at 31-Mar-24

Total Return	YTD	1 Mth	3 Mth	6 Mth	1 Yr	3 Yr	5 Yr	SI
Fund	4.74	0.64	4.74	6.87	11.96	6.53	-	15.09
Benchmark	1.86	0.73	1.86	3.92	5.01	2.68	-	11.81

Annualised Return				Calendar Year Return				
	3 Yr	5 Yr	SI	2023	2022	2021	2020	2019*
Fund	2.13	-	3.35	9.39	-4.34	0.79	5.13	-0.89
Benchmark	0.89	-	2.65	4.82	-2.85	1.02	7.13	-0.39

\*since commencement till 31 Dec 2019


Source: Novagani Analytics and Advisory Sdn. Bhd.

## Income Distribution History

Date	Gross (sen)	Yield (%)	Total yield (%)
26/08/2021	1.45	1.39	#
2021	3.62	-	3.48
27/11/2020	0.65	0.63	0.63

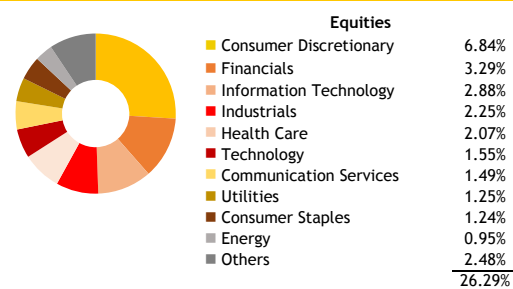
Source: Maybank Asset Management Sdn. Bhd.

## Asset Allocation as at 31-Mar-24



Source: Maybank Asset Management Sdn. Bhd.

## Sector Allocation as at 31-Mar-24



Source: Maybank Asset Management Sdn. Bhd.

## Total Portfolio Exposure as at 31-Mar-24

Fixed Income		Equities	
South Korea	10.55%	China	9.29%
Indonesia	10.22%	India	6.81%
Japan	9.23%	Taiwan	3.59%
Great Britain	8.59%	Singapore	1.58%
Australia	7.51%	South Korea	1.31%
Middle East	6.60%	Indonesia	1.30%
India	4.80%	Malaysia	1.02%
Hong Kong	2.71%	Thailand	0.76%
China	2.63%	Hong Kong	0.33%
Philippines	2.16%	Philippines	0.30%
Singapore	2.06%		26.29%
	67.06%		

Source: Maybank Asset Management Sdn. Bhd.

## Top 5 Holdings as at 31-Mar-24

Fixed Income		
FREEPORT INDONES	4.763%	14.03.27
AUST & NZ BANK	6.742%	08.12.32
BK OF EAST ASIA	6.625%	13.03.27
MIZUHO FINANCIAL	5.414%	13.09.28
RENEW POWER LTD	5.875%	05.03.2027
		2.64%
Equities		
TAIWAN SEMICONDUCTOR MANUFACTURING CO LTD		1.83%
JNBY DESIGN LTD		1.24%
SAMSUNG ELECTRONICS CO LTD		1.05%
PINDUODUO INC-ADR		1.00%
TENCENT HOLDINGS LTD		0.88%

Source: Maybank Asset Management Sdn. Bhd.

## Characteristics

Average Rating A-

Source: Maybank Asset Management Sdn. Bhd.



The yield of the distributions are calculated based on the total dividend payout/ex-distribution NAV.

Based on the fund's portfolio returns as at 31 March 2024, the Volatility Factor (VF) for this fund is 4.26 and is classified as "Low". (Source: Lipper). "Low" includes funds with VF that are above 3.785 and less than or equal to 8.39 (source: Lipper). The VF means there is a possibility for the fund in generating an upside return or downside return around this VF. The Volatility Class (VC) is assigned by Lipper based on quintile ranks of VF for qualified funds. VF is subject to monthly revision and VC will be revised every six months. The fund's portfolio may have changed since this date and there is no guarantee that the fund will continue to have the same VF or VC in the future. Presently, only funds launched in the market for at least 36 months will display the VF and its VC.

The term "Maybank AM" used herein refers to Maybank Asset Management. This Fund Fact Sheet ("FFS") is for informational purpose only. You should seek your own financial advice from a licensed adviser before investing in this Fund. Maybank AM does not make any representations or warranties of any kind express or implied, about the completeness, accuracy, reliability, suitability or availability with respect to the information contained herein.

Investors are advised to read and understand the contents of the Prospectus dated 28 November 2019, the First Supplementary Prospectus dated 22 February 2021, the Second Supplementary Prospectus dated 08 May 2023 and the Fund's Product Highlights Sheets ("PHS") before investing. The Prospectus and PHS are available at our nearest representative offices and investors have the right to request for a copy of the Prospectus and PHS. The Prospectus has been registered with the Securities Commission Malaysia who takes no responsibility for its contents.

You should be aware that investments in unit trust funds carry risks. An outline of the risks are contained in the Prospectus. Unit prices and income distribution, if any, may rise or fall. Past performance of a fund is not an indicative of future performance. Please consider the fees and charges involved before investing. Units will be issued upon receipt of completed application form accompanying the Prospectus and subject to terms and conditions therein.

In no event shall Maybank AM be liable for any loss or damages howsoever arising whether in contract, tort, negligence, strict liability or any other basis, including without limitation, direct or indirect, special, incidental, consequential or punitive damages arising i) from incompleteness, inaccuracy, unreliability, unsuitability or unavailability with respect to this FFS and/or reliance thereon; or ii) from reproduction or use of the information/copyright/trademark contained in the FFS.

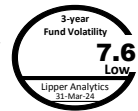
SC's approval or authorisation, or the registration, lodgement or submission of the Prospectus/ Information Memorandum does not amount to nor indicate that the SC has recommended or endorsed the Fund or the Fund Fact Sheet.



## FUND OBJECTIVE

The Maybank Flexi Income Fund - MYR (Hedged) Class ("MFIFMYRH" or "the Fund") is a fixed income fund that aims to outperform its benchmark by investing in a portfolio of fixed income securities, equities, real estate investment trusts ("REITs") and/or exchange-traded funds ("ETFs").

Any material change to the investment objective of the Fund would require Unit Holders' approval



## FUND INFORMATION

Fund Category  
Fixed Income

Fund Type  
Income

Launch Date  
28-Nov-19

Inception Date  
27-Dec-19

Benchmark  
70% Maybank 12-month fixed deposits rate + 30% MSCI Asia Pacific Ex-Japan Index

NAV Per Unit  
RM 0.9384

Class Size  
RM 35.32 million

Total Fund Size (all classes)  
RM 44.02 million

## Distribution Policy

Subject to availability of income, distribution will be made on a quarterly basis. Distribution will be made from realised income and/or gain.

Initial Offer Price (IOP)  
RM1.0000

Sales Charge  
Up to 3.00% of the NAV per Unit

Redemption Charge  
Nil

Annual Management Fee  
Up to 1.50% per annum of the NAV of each Class

Annual Trustee Fee  
Up to 0.04% per annum of the NAV of the Fund, (excluding foreign custodian fees and charges) accrued daily and paid monthly to the Manager

## Min. Initial Investment

RM1,000 or such other amount as may be decided by the Manager from time to time.

## Min. Additional Investment

RM100 or such other amount as may be decided by the Manager from time to time.

## Cut-off time for injection / Withdrawal

4.00 p.m. on a Business Day as stated in Prospectus / Information Memorandum. Do note that times may differ from respective distributors.

## Period of payment after withdrawal

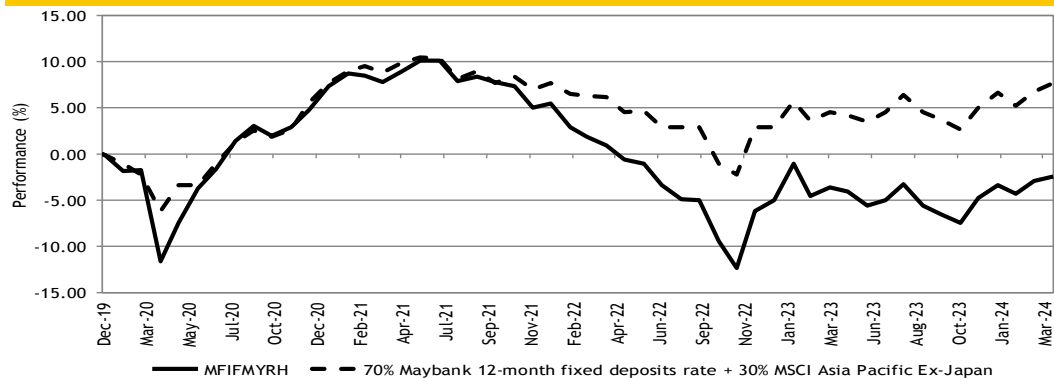
Within 7 business days

Financial Year End  
31-Aug

Portfolio Yield  
5.73%

Portfolio Duration  
2.81 years

## Performance Record as at 31-Mar-24



\*\* Performance record from 27 Dec 19 - 31 Mar 24, income reinvested, calculated in MYRH

\*\* Inclusive of distribution since inception (if any)

Source: Novagmi Analytics and Advisory Sdn. Bhd.

## Performance (%) Return as at 31-Mar-24

Total Return	YTD	1 Mth	3 Mth	6 Mth	1 Yr	3 Yr	5 Yr	SI
Fund	0.99	0.51	0.99	4.38	1.22	-9.51	-	-2.40
Benchmark	0.99	0.85	0.99	3.76	2.93	-1.13	-	7.65
Annualised Return				Calendar Year Return				
	3 Yr	5 Yr	SI	2023	2022	2021	2020	2019*
Fund	-3.28	-	-0.57	1.71	-9.92	-1.76	7.44	-0.06
Benchmark	-0.38	-	1.75	3.59	-4.46	0.03	7.82	-0.12

\*since commencement till 31 Dec 2019


Source: Novagmi Analytics and Advisory Sdn. Bhd.

## Income Distribution History

Date	Gross (sen)	Yield (%)	Total yield (%)
26/08/2021	0.70	0.67	
27/05/2021	1.10	1.03	2.73
24/02/2021	1.07	1.00	
27/11/2020	1.35	1.30	1.30

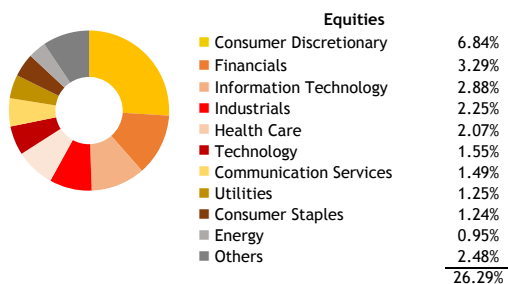
Source: Maybank Asset Management Sdn. Bhd.

## Asset Allocation as at 31-Mar-24



Source: Maybank Asset Management Sdn. Bhd.

## Sector Allocation as at 31-Mar-24



Source: Maybank Asset Management Sdn. Bhd.

## Total Portfolio Exposure as at 31-Mar-24

Fixed Income		Equities	
South Korea	10.55%	China	9.29%
Indonesia	10.22%	India	6.81%
Japan	9.23%	Taiwan	3.59%
Great Britain	8.59%	Singapore	1.58%
Australia	7.51%	South Korea	1.31%
Middle East	6.60%	Indonesia	1.30%
India	4.80%	Malaysia	1.02%
Hong Kong	2.71%	Thailand	0.76%
China	2.63%	Hong Kong	0.33%
Philippines	2.16%	Philippines	0.30%
Singapore	2.06%		26.29%
	67.06%		

Source: Maybank Asset Management Sdn. Bhd.

## Top 5 Holdings as at 31-Mar-24

Fixed Income		
FREEPORT INDONES	4.763%	14.03.27
AUST & NZ BANK	6.742%	08.12.32
BK OF EAST ASIA	6.625%	13.03.27
MIZUHO FINANCIAL	5.414%	13.09.28
RENEW POWER LTD	5.875%	05.03.2027
		2.64%
Equities		
TAIWAN SEMICONDUCTOR MANUFACTURING CO LTD		1.83%
JNBY DESIGN LTD		1.24%
SAMSUNG ELECTRONICS CO LTD		1.05%
PINDUODUO INC-ADR		1.00%
TENCENT HOLDINGS LTD		0.88%

Source: Maybank Asset Management Sdn. Bhd.

## Characteristics

Average Rating A-

Source: Maybank Asset Management Sdn. Bhd.



The yield of the distributions are calculated based on the total dividend payout/ex-distribution NAV.

Based on the fund's portfolio returns as at 31 March 2024, the Volatility Factor (VF) for this fund is 7.63 and is classified as "Low". (Source: Lipper). "Low" includes funds with VF that are above 3.785 and less than or equal to 8.39 (source: Lipper). The VF means there is a possibility for the fund in generating an upside return or downside return around this VF. The Volatility Class (VC) is assigned by Lipper based on quintile ranks of VF for qualified funds. VF is subject to monthly revision and VC will be revised every six months. The fund's portfolio may have changed since this date and there is no guarantee that the fund will continue to have the same VF or VC in the future. Presently, only funds launched in the market for at least 36 months will display the VF and its VC.

The term "Maybank AM" used herein refers to Maybank Asset Management. This Fund Fact Sheet ("FFS") is for informational purpose only. You should seek your own financial advice from a licensed adviser before investing in this Fund. Maybank AM does not make any representations or warranties of any kind express or implied, about the completeness, accuracy, reliability, suitability or availability with respect to the information contained herein.

Investors are advised to read and understand the contents of the Prospectus dated 28 November 2019, the First Supplementary Prospectus dated 22 February 2021, the Second Supplementary Prospectus dated 08 May 2023 and the Fund's Product Highlights Sheets ("PHS") before investing. The Prospectus and PHS are available at our nearest representative offices and investors have the right to request for a copy of the Prospectus and PHS. The Prospectus has been registered with the Securities Commission Malaysia who takes no responsibility for its contents.

You should be aware that investments in unit trust funds carry risks. An outline of the risks are contained in the Prospectus. Unit prices and income distribution, if any, may rise or fall. Past performance of a fund is not an indicative of future performance. Please consider the fees and charges involved before investing. Units will be issued upon receipt of completed application form accompanying the Prospectus and subject to terms and conditions therein.

In no event shall Maybank AM be liable for any loss or damages howsoever arising whether in contract, tort, negligence, strict liability or any other basis, including without limitation, direct or indirect, special, incidental, consequential or punitive damages arising i) from incompleteness, inaccuracy, unreliability, unsuitability or unavailability with respect to this FFS and/or reliance thereon; or ii) from reproduction or use of the information/copyright/trademark contained in the FFS.

SC's approval or authorisation, or the registration, lodgement or submission of the Prospectus/ Information Memorandum does not amount to nor indicate that the SC has recommended or endorsed the Fund or the Fund Fact Sheet.



## FUND OBJECTIVE

The Maybank Flexi Income Fund - SGD (Hedged) Class ("MFIFSGDH" or "the Fund") is a fixed income fund that aims to outperform its benchmark by investing in a portfolio of fixed income securities, equities, real estate investment trusts ("REITs") and/or exchange-traded funds ("ETFs").

Any material change to the investment objective of the Fund would require Unit Holders' approval



## FUND INFORMATION

Fund Category  
Fixed Income

Fund Type  
Income

Launch Date  
28-Nov-19

Inception Date  
27-Dec-19

Benchmark  
70% Maybank 12-month fixed deposits rate + 30% MSCI Asia Pacific Ex-Japan Index

NAV Per Unit  
SGD 0.9254

Class Size  
SGD 0.21 million

Total Fund Size (all classes)  
RM 44.02 million

## Distribution Policy

Subject to availability of income, distribution will be made on a quarterly basis. Distribution will be made from realised income and/or gain.

Initial Offer Price (IOP)  
SGD1.0000

Sales Charge  
Up to 3.00% of the NAV per Unit

Redemption Charge  
Nil

Annual Management Fee  
Up to 1.50% per annum of the NAV of each Class

Annual Trustee Fee  
Up to 0.04% per annum of the NAV of the Fund, (excluding foreign custodian fees and charges) accrued daily and paid monthly to the Manager

Min. Initial Investment  
SGD1,000 or such other amount as may be decided by the Manager from time to time.

Min. Additional Investment  
SGD100 or such other amount as may be decided by the Manager from time to time.

Cut-off time for injection / Withdrawal  
4.00 p.m. on a Business Day as stated in Prospectus / Information Memorandum. Do note that times may differ from respective distributors.

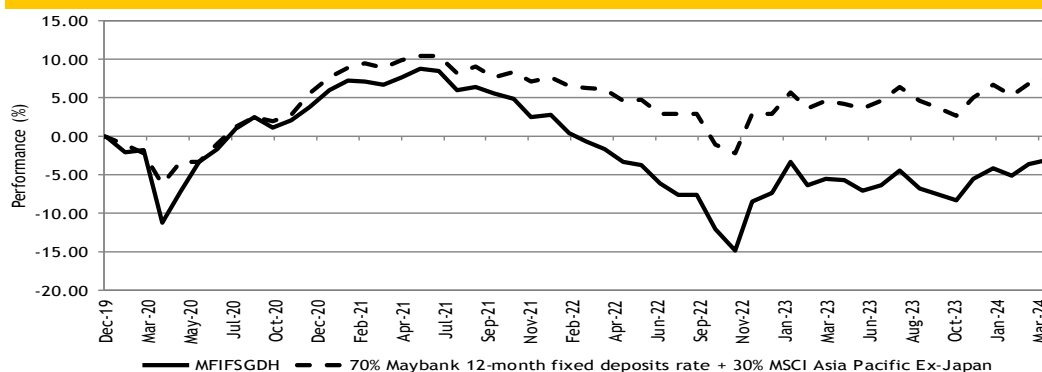
Period of payment after withdrawal  
Within 7 business days

Financial Year End  
31-Aug

Portfolio Yield  
5.73%

Portfolio Duration  
2.81 years

## Performance Record as at 31-Mar-24



\*\* Performance record from 27 Dec 19 - 31 Mar 24, income reinvested, calculated in SGD

\*\* Inclusive of distribution since inception (if any)  
Source: Novagmi Analytics and Advisory Sdn. Bhd.

## Performance (%) Return as at 31-Mar-24

Total Return	YTD	1 Mth	3 Mth	6 Mth	1 Yr	3 Yr	5 Yr	SI
Fund	1.26	0.69	1.26	4.94	2.67	-9.02	-	-3.00
Benchmark	0.99	0.85	0.99	3.76	2.93	-1.13	-	7.65
Annualised Return				Calendar Year Return				
	3 Yr	5 Yr	SI	2023	2022	2021	2020	2019*
Fund	-3.10	-	-0.71	3.36	-9.87	-3.03	6.13	-0.08
Benchmark	-0.38	-	1.75	3.59	-4.46	0.03	7.82	-0.12

\*since commencement till 31 Dec 2019


Source: Novagmi Analytics and Advisory Sdn. Bhd.

## Income Distribution History

Date	Gross (sen)	Yield (%)	Total yield (%)
24/02/2022	0.70	0.74	0.74
2021	2.87	-	2.77
27/11/2020	1.35	1.31	1.31

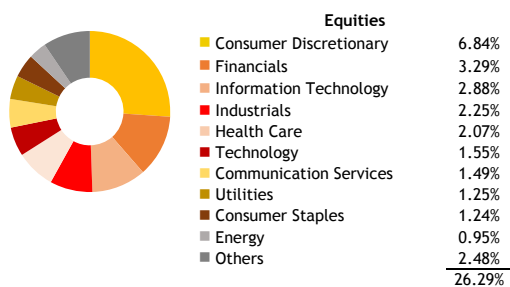
Source: Maybank Asset Management Sdn. Bhd.

## Asset Allocation as at 31-Mar-24



Source: Maybank Asset Management Sdn. Bhd.

## Sector Allocation as at 31-Mar-24



Source: Maybank Asset Management Sdn. Bhd.

## Total Portfolio Exposure as at 31-Mar-24

Fixed Income		Equities	
South Korea	10.55%	China	9.29%
Indonesia	10.22%	India	6.81%
Japan	9.23%	Taiwan	3.59%
Great Britain	8.59%	Singapore	1.58%
Australia	7.51%	South Korea	1.31%
Middle East	6.60%	Indonesia	1.30%
India	4.80%	Malaysia	1.02%
Hong Kong	2.71%	Thailand	0.76%
China	2.63%	Hong Kong	0.33%
Philippines	2.16%	Philippines	0.30%
Singapore	2.06%		26.29%
	67.06%		

Source: Maybank Asset Management Sdn. Bhd.

## Top 5 Holdings as at 31-Mar-24

Fixed Income		
FREEPORT INDONES	4.763%	14.03.27
AUST & NZ BANK	6.742%	08.12.32
BK OF EAST ASIA	6.625%	13.03.27
MIZUHO FINANCIAL	5.414%	13.09.28
RENEW POWER LTD	5.875%	05.03.2027
		2.64%
Equities		
TAIWAN SEMICONDUCTOR MANUFACTURING CO LTD		1.83%
JNBY DESIGN LTD		1.24%
SAMSUNG ELECTRONICS CO LTD		1.05%
PINDUODUO INC-ADR		1.00%
TENCENT HOLDINGS LTD		0.88%

Source: Maybank Asset Management Sdn. Bhd.

## Characteristics

Average Rating A-

Source: Maybank Asset Management Sdn. Bhd.

The yield of the distributions are calculated based on the total dividend payout/ex-distribution NAV.

Based on the fund's portfolio returns as at 31 March 2024, the Volatility Factor (VF) for this fund is 6.12 and is classified as "Low". (Source: Lipper). "Low" includes funds with VF that are above 3.785 and less than or equal to 8.39 (source: Lipper). The VF means there is a possibility for the fund in generating an upside return or downside return around this VF. The Volatility Class (VC) is assigned by Lipper based on quintile ranks of VF for qualified funds. VF is subject to monthly revision and VC will be revised every six months. The fund's portfolio may have changed since this date and there is no guarantee that the fund will continue to have the same VF or VC in the future. Presently, only funds launched in the market for at least 36 months will display the VF and its VC.

The term "Maybank AM" used herein refers to Maybank Asset Management. This Fund Fact Sheet ("FFS") is for informational purpose only. You should seek your own financial advice from a licensed adviser before investing in this Fund. Maybank AM does not make any representations or warranties of any kind express or implied, about the completeness, accuracy, reliability, suitability or availability with respect to the information contained herein.

Investors are advised to read and understand the contents of the Prospectus dated 28 November 2019, the First Supplementary Prospectus dated 22 February 2021, the Second Supplementary Prospectus dated 08 May 2023 and the Fund's Product Highlights Sheets ("PHS") before investing. The Prospectus and PHS are available at our nearest representative offices and investors have the right to request for a copy of the Prospectus and PHS. The Prospectus has been registered with the Securities Commission Malaysia who takes no responsibility for its contents.

You should be aware that investments in unit trust funds carry risks. An outline of the risks are contained in the Prospectus. Unit prices and income distribution, if any, may rise or fall. Past performance of a fund is not an indicative of future performance. Please consider the fees and charges involved before investing. Units will be issued upon receipt of completed application form accompanying the Prospectus and subject to terms and conditions therein.

In no event shall Maybank AM be liable for any loss or damages howsoever arising whether in contract, tort, negligence, strict liability or any other basis, including without limitation, direct or indirect, special, incidental, consequential or punitive damages arising i) from incompleteness, inaccuracy, unreliability, unsuitability or unavailability with respect to this FFS and/or reliance thereon; or ii) from reproduction or use of the information/copyright/trademark contained in the FFS.

SC's approval or authorisation, or the registration, lodgement or submission of the Prospectus/ Information Memorandum does not amount to nor indicate that the SC has recommended or endorsed the Fund or the Fund Fact Sheet.



## FUND OBJECTIVE

The Maybank Flexi Income Fund - AUD (Hedged) Class ("MFIFAUDH" or "the Fund") is a fixed income fund that aims to outperform its benchmark by investing in a portfolio of fixed income securities, equities, real estate investment trusts ("REITs") and/or exchange-traded funds ("ETFs").

Any material change to the investment objective of the Fund would require Unit Holders' approval



## FUND INFORMATION

**Fund Category**  
Fixed Income

**Fund Type**  
Income

**Launch Date**  
28-Nov-19

**Inception Date**  
27-Dec-19

**Benchmark**  
70% Maybank 12-month fixed deposits rate + 30% MSCI Asia Pacific Ex-Japan Index

**NAV Per Unit**  
AUD 0.9155

**Class Size**  
AUD 0.67 million

**Total Fund Size (all classes)**  
RM 44.02 million

## Distribution Policy

Subject to availability of income, distribution will be made on a quarterly basis. Distribution will be made from realised income and/or gain.

**Initial Offer Price (IOP)**  
AUD1.0000

**Sales Charge**  
Up to 3.00% of the NAV per Unit

**Redemption Charge**  
Nil

**Annual Management Fee**  
Up to 1.50% per annum of the NAV of each Class

**Annual Trustee Fee**  
Up to 0.04% per annum of the NAV of the Fund, (excluding foreign custodian fees and charges) accrued daily and paid monthly to the Manager

**Min. Initial Investment**  
AUD1,000 or such other amount as may be decided by the Manager from time to time.

**Min. Additional Investment**  
AUD100 or such other amount as may be decided by the Manager from time to time.

**Cut-off time for injection / Withdrawal**  
4.00 p.m. on a Business Day as stated in Prospectus / Information Memorandum. Do note that times may differ from respective distributors.

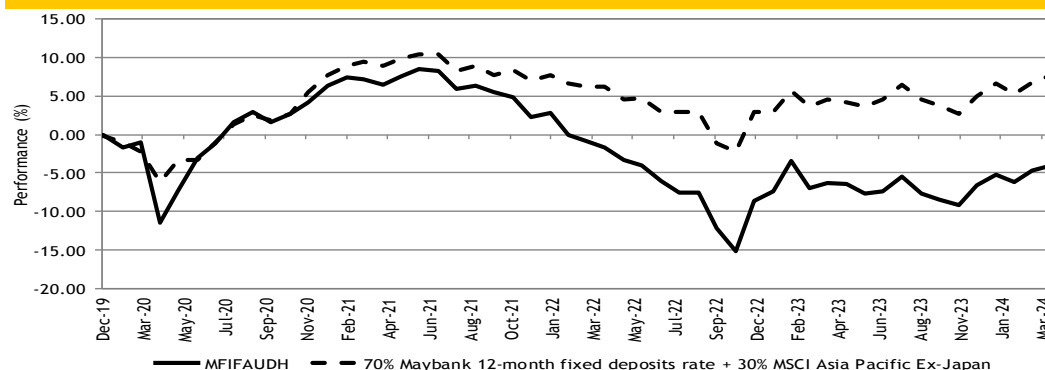
**Period of payment after withdrawal**  
Within 7 business days

**Financial Year End**  
31-Aug

**Portfolio Yield**  
5.73%

**Portfolio Duration**  
2.81 years

## Performance Record as at 31-Mar-24



\*\* Performance record from 27 Dec 19 - 31 Mar 24, income reinvested, calculated in AUD

\*\* Inclusive of distribution since inception (if any)

Source: Novagmi Analytics and Advisory Sdn. Bhd.

## Performance (%) Return as at 31-Mar-24

Total Return	YTD	1 Mth	3 Mth	6 Mth	1 Yr	3 Yr	5 Yr	SI
Fund	1.24	0.74	1.24	4.86	2.42	-9.86	-	-3.99
Benchmark	0.99	0.85	0.99	3.76	2.93	-1.13	-	7.65
Annualised Return				Calendar Year Return				
	3 Yr	5 Yr	SI	2023	2022	2021	2020	2019*
Fund	-3.40	-	-0.95	2.41	-9.86	-3.34	6.29	0.00
Benchmark	-0.38	-	1.75	3.59	-4.46	0.03	7.82	-0.12

\*since commencement till 31 Dec 2019


Source: Novagmi Analytics and Advisory Sdn. Bhd.

## Income Distribution History

Date	Gross (sen)	Yield (%)	Total yield (%)
24/02/2022	0.70	0.74	0.74
2021	3.57	-	3.46
27/11/2020	0.65	0.63	0.63

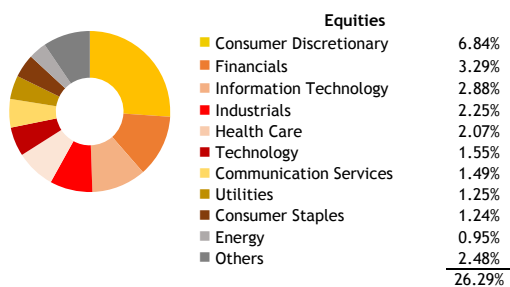
Source: Maybank Asset Management Sdn. Bhd.

## Asset Allocation as at 31-Mar-24



Source: Maybank Asset Management Sdn. Bhd.

## Sector Allocation as at 31-Mar-24



Source: Maybank Asset Management Sdn. Bhd.

## Total Portfolio Exposure as at 31-Mar-24

Fixed Income		Equities	
South Korea	10.55%	China	9.29%
Indonesia	10.22%	India	6.81%
Japan	9.23%	Taiwan	3.59%
Great Britain	8.59%	Singapore	1.58%
Australia	7.51%	South Korea	1.31%
Middle East	6.60%	Indonesia	1.30%
India	4.80%	Malaysia	1.02%
Hong Kong	2.71%	Thailand	0.76%
China	2.63%	Hong Kong	0.33%
Philippines	2.16%	Philippines	0.30%
Singapore	2.06%		26.29%
	67.06%		

Source: Maybank Asset Management Sdn. Bhd.

## Top 5 Holdings as at 31-Mar-24

Fixed Income		
FREEPORT INDONES	4.763%	14.03.27
AUST & NZ BANK	6.742%	08.12.32
BK OF EAST ASIA	6.625%	13.03.27
MIZUHO FINANCIAL	5.414%	13.09.28
RENEW POWER LTD	5.875%	05.03.2027
		2.64%
Equities		
TAIWAN SEMICONDUCTOR MANUFACTURING CO LTD		1.83%
JNBY DESIGN LTD		1.24%
SAMSUNG ELECTRONICS CO LTD		1.05%
PINDUODUO INC-ADR		1.00%
TENCENT HOLDINGS LTD		0.88%

Source: Maybank Asset Management Sdn. Bhd.

## Characteristics

Average Rating A-

Source: Maybank Asset Management Sdn. Bhd.



The yield of the distributions are calculated based on the total dividend payout/ex-distribution NAV.

Based on the fund's portfolio returns as at 31 March 2024, the Volatility Factor (VF) for this fund is 11.16 and is classified as "High". (Source: Lipper). "High" includes funds with VF that are above 10.99 and less than or equal to 14.4 (source: Lipper). The VF means there is a possibility for the fund in generating an upside return or downside return around this VF. The Volatility Class (VC) is assigned by Lipper based on quintile ranks of VF for qualified funds. VF is subject to monthly revision and VC will be revised every six months. The fund's portfolio may have changed since this date and there is no guarantee that the fund will continue to have the same VF or VC in the future. Presently, only funds launched in the market for at least 36 months will display the VF and its VC.

The term "Maybank AM" used herein refers to Maybank Asset Management. This Fund Fact Sheet ("FFS") is for informational purpose only. You should seek your own financial advice from a licensed adviser before investing in this Fund. Maybank AM does not make any representations or warranties of any kind express or implied, about the completeness, accuracy, reliability, suitability or availability with respect to the information contained herein.

Investors are advised to read and understand the contents of the Prospectus dated 28 November 2019, the First Supplementary Prospectus dated 22 February 2021, the Second Supplementary Prospectus dated 08 May 2023 and the Fund's Product Highlights Sheets ("PHS") before investing. The Prospectus and PHS are available at our nearest representative offices and investors have the right to request for a copy of the Prospectus and PHS. The Prospectus has been registered with the Securities Commission Malaysia who takes no responsibility for its contents.

You should be aware that investments in unit trust funds carry risks. An outline of the risks are contained in the Prospectus. Unit prices and income distribution, if any, may rise or fall. Past performance of a fund is not an indicative of future performance. Please consider the fees and charges involved before investing. Units will be issued upon receipt of completed application form accompanying the Prospectus and subject to terms and conditions therein.

In no event shall Maybank AM be liable for any loss or damages howsoever arising whether in contract, tort, negligence, strict liability or any other basis, including without limitation, direct or indirect, special, incidental, consequential or punitive damages arising i) from incompleteness, inaccuracy, unreliability, unsuitability or unavailability with respect to this FFS and/or reliance thereon; or ii) from reproduction or use of the information/copyright/trademark contained in the FFS.

SC's approval or authorisation, or the registration, lodgement or submission of the Prospectus/ Information Memorandum does not amount to nor indicate that the SC has recommended or endorsed the Fund or the Fund Fact Sheet.





## FUND OBJECTIVE

The Maybank Flexi Income Fund - USD Class ("MFIFUSD" or "the Fund") is a fixed income fund that aims to outperform its benchmark by investing in a portfolio of fixed income securities, equities, real estate investment trusts ("REITs") and/or exchange-traded funds ("ETFs").

Any material change to the investment objective of the Fund would require Unit Holders' approval



## FUND INFORMATION

**Fund Category**  
Fixed Income

**Fund Type**  
Income

**Launch Date**  
28-Nov-19

**Inception Date**  
27-Dec-19

**Benchmark**  
70% Maybank 12-month fixed deposits rate + 30% MSCI Asia Pacific Ex-Japan Index

**NAV Per Unit**  
USD 0.9584

**Class Size**  
USD 0.36 million

**Total Fund Size (all classes)**  
RM 44.02 million

**Distribution Policy**  
Subject to availability of income, distribution will be made on a quarterly basis. Distribution will be made from realised income and/or gain.

**Initial Offer Price (IOP)**  
USD1.0000

**Sales Charge**  
Up to 3.00% of the NAV per Unit

**Redemption Charge**  
Nil

**Annual Management Fee**  
Up to 1.50% per annum of the NAV of each Class

**Annual Trustee Fee**  
Up to 0.04% per annum of the NAV of the Fund, (excluding foreign custodian fees and charges) accrued daily and paid monthly to the Manager

**Min. Initial Investment**  
USD1,000 or such other amount as may be decided by the Manager from time to time.

**Min. Additional Investment**  
USD100 or such other amount as may be decided by the Manager from time to time.

**Cut-off time for injection / Withdrawal**  
4.00 p.m. on a Business Day as stated in Prospectus / Information Memorandum. Do note that times may differ from respective distributors.

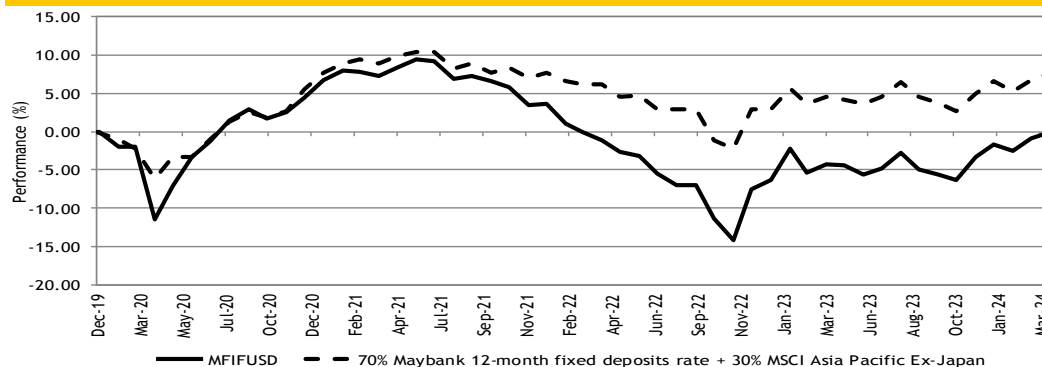
**Period of payment after withdrawal**  
Within 7 business days

**Financial Year End**  
31-Aug

**Portfolio Yield**  
5.73%

**Portfolio Duration**  
2.81 years

## Performance Record as at 31-Mar-24



\*\* Performance record from 27 Dec 19 - 31 Mar 24, income reinvested, calculated in USD  
\*\* Inclusive of distribution since inception (if any)  
Source: Novagani Analytics and Advisory Sdn. Bhd.

## Performance (%) Return as at 31-Mar-24

Total Return	YTD	1 Mth	3 Mth	6 Mth	1 Yr	3 Yr	5 Yr	SI
Fund	1.71	0.83	1.71	5.97	4.41	-6.78	-	0.01
Benchmark	0.99	0.85	0.99	3.76	2.93	-1.13	-	7.65
Annualised Return				Calendar Year Return				
	3 Yr	5 Yr	SI	2023	2022	2021	2020	2019*
Fund	-2.31	-	0.00	4.89	-9.56	-2.83	6.72	-0.04
Benchmark	-0.38	-	1.75	3.59	-4.46	0.03	7.82	-0.12

\*since commencement till 31 Dec 2019


Source: Novagani Analytics and Advisory Sdn. Bhd.

## Income Distribution History

Date	Gross (sen)	Yield (%)	Total yield (%)
26/02/2024	0.33	0.30	0.3
2021	3.62	-	3.48
27/11/2020	0.65	0.62	0.62

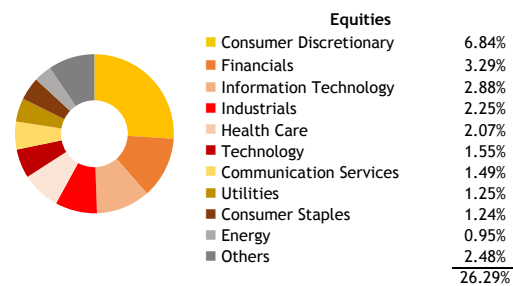
Source: Maybank Asset Management Sdn. Bhd.

## Asset Allocation as at 31-Mar-24



Source: Maybank Asset Management Sdn. Bhd.

## Sector Allocation as at 31-Mar-24



Source: Maybank Asset Management Sdn. Bhd.

## Total Portfolio Exposure as at 31-Mar-24

Fixed Income		Equities	
South Korea	10.55%	China	9.29%
Indonesia	10.22%	India	6.81%
Japan	9.23%	Taiwan	3.59%
Great Britain	8.59%	Singapore	1.58%
Australia	7.51%	South Korea	1.31%
Middle East	6.60%	Indonesia	1.30%
India	4.80%	Malaysia	1.02%
Hong Kong	2.71%	Thailand	0.76%
China	2.63%	Hong Kong	0.33%
Philippines	2.16%	Philippines	0.30%
Singapore	2.06%		26.29%
	67.06%		

Source: Maybank Asset Management Sdn. Bhd.

## Top 5 Holdings as at 31-Mar-24

Fixed Income	
FREEPORT INDONES 4.763%	14.03.27
AUST & NZ BANK 6.742%	08.12.32
BK OF EAST ASIA 6.625%	13.03.27
MIZUHO FINANCIAL 5.414%	13.09.28
RENEW POWER LTD 5.875%	05.03.2027
	2.64%
Equities	
TAIWAN SEMICONDUCTOR MANUFACTURING CO LTD	1.83%
JNBY DESIGN LTD	1.24%
SAMSUNG ELECTRONICS CO LTD	1.05%
PINDUODUO INC-ADR	1.00%
TENCENT HOLDINGS LTD	0.88%

Source: Maybank Asset Management Sdn. Bhd.

## Characteristics

Average Rating A-

Source: Maybank Asset Management Sdn. Bhd.



The yield of the distributions are calculated based on the total dividend payout/ex-distribution NAV.

Based on the fund's portfolio returns as at 31 March 2024, the Volatility Factor (VF) for this fund is 4.25 and is classified as "Low". (Source: Lipper). "Low" includes funds with VF that are above 3.785 and less than or equal to 8.39 (source: Lipper). The VF means there is a possibility for the fund in generating an upside return or downside return around this VF. The Volatility Class (VC) is assigned by Lipper based on quintile ranks of VF for qualified funds. VF is subject to monthly revision and VC will be revised every six months. The fund's portfolio may have changed since this date and there is no guarantee that the fund will continue to have the same VF or VC in the future. Presently, only funds launched in the market for at least 36 months will display the VF and its VC.

The term "Maybank AM" used herein refers to Maybank Asset Management. This Fund Fact Sheet ("FFS") is for informational purpose only. You should seek your own financial advice from a licensed adviser before investing in this Fund. Maybank AM does not make any representations or warranties of any kind express or implied, about the completeness, accuracy, reliability, suitability or availability with respect to the information contained herein.

Investors are advised to read and understand the contents of the Prospectus dated 28 November 2019, the First Supplementary Prospectus dated 22 February 2021, the Second Supplementary Prospectus dated 08 May 2023 and the Fund's Product Highlights Sheets ("PHS") before investing. The Prospectus and PHS are available at our nearest representative offices and investors have the right to request for a copy of the Prospectus and PHS. The Prospectus has been registered with the Securities Commission Malaysia who takes no responsibility for its contents.

You should be aware that investments in unit trust funds carry risks. An outline of the risks are contained in the Prospectus. Unit prices and income distribution, if any, may rise or fall. Past performance of a fund is not an indicative of future performance. Please consider the fees and charges involved before investing. Units will be issued upon receipt of completed application form accompanying the Prospectus and subject to terms and conditions therein.

In no event shall Maybank AM be liable for any loss or damages howsoever arising whether in contract, tort, negligence, strict liability or any other basis, including without limitation, direct or indirect, special, incidental, consequential or punitive damages arising i) from incompleteness, inaccuracy, unreliability, unsuitability or unavailability with respect to this FFS and/or reliance thereon; or ii) from reproduction or use of the information/copyright/trademark contained in the FFS.

SC's approval or authorisation, or the registration, lodgement or submission of the Prospectus/ Information Memorandum does not amount to nor indicate that the SC has recommended or endorsed the Fund or the Fund Fact Sheet.